

# 2019-YEARLY REPORT CAMPBELLSVILLE FIRE-RESCUE

[WWW.CAMPBELLSVILLEFIRE.COM](http://WWW.CAMPBELLSVILLEFIRE.COM)



# Table of Contents

**Message from the Chief-3**

**Quick Summary-4**

**Budgetary- 10**

**Acceditation-12**

**ISO Rating-14**

**Station Details-16**

**Personnel-17**

**Awards-19**

**Grants-22**

**Community Charity Support-28**

**Training-30**

**Inspections/Preplans-33**

**Incident Data-37**

**Fire Prevention-44**

**Special Operations-46**

# MESSAGE FROM CHIEF CHRIS TAYLOR



2019 has been another successful year for Campbellsville Fire-Rescue. What is a successful year from the Chief's perspective? **We had zero firefighter deaths, zero job related time off work injuries, and we made a positive impact on our community.**

Sadly, in 2019 there were 57 firefighter fatalities reported in the United States. That is a very real number and that number scares me. What we do is dangerous and it is a real threat every time our pagers go off.

**I contribute our successful year to our local government support, department leadership, crew integrity, dedicated staff, and heavy focus on training/safety.**

Our fire department is not a business. We are a critical infrastructure to this community and several other communities. We are a part of a special system of responders. We are community driven and that is what motivates our members.

There is no doubt that we had a positive impact on our community in 2019. We had a wide variety of missions ranging from saving lives in house fires to rescuing animals trapped underneath concrete slabs. When no one else knows the answer to a problem; people rely on the fire department. We are problem solvers and we will get results.

We take our jobs seriously and we appreciate the community allowing us to serve. Lastly, I want to say thank you to all of our staff for your dedication and support. I look forward to what 2020 brings



**“MINIMUM is one small step above INADEQUATE” -Mike Walker OCFD-**

# **INCIDENT AND TRAINING DATA 2019 QUICK SUMMARY**

**Total Calls For Service– 1036**

**Fire Conditions– 49**

**EMS Assist Calls– 246**

**Auto Accidents– 174**

**EMS Headquarters Not Covered-164**

**Campbellsville City Limit Calls-704 (68%)**

**Taylor County Calls-321 (31%)**

**Mutual Aid Given-11 (1%)**


**Campbellsville University Fire Alarms– 48**

**Training Man Hours-6590**



# SERVICE

January 7, 2019



# Campbellsville Fire-Rescue

## Command Staff



Chief Chris Taylor

Captain Keith Bricken

Captain Kenny Fair

Captain Brent Lile

# Campbellsville Fire-Rescue

## Full Time Staff Firemen



Firefighter Daniel Cook

Firefighter Alex Johnson

Firefighter Daniel Lovett

Firefighter Matthew Taylor

Firefighter Blake Schroerlucke

Firefighter Matthew Porter

# Campbellsville Fire-Rescue

## Special Operations Team Leaders



### Squad A Team Leaders

Alex Johnson

Chris Wilson

Richard DeWitt

### Squad B Team Leaders

Daniel Cook

Cody Wood



# Campbellsville Fire-Rescue

## Part Time Staff, Special Operations and Volunteers



### Part Time Firefighters

Michael Adkins  
 Robby Bryant  
 Marty Mitchell  
 Daniel Bennett  
 Joey Young  
 Cody Wood  
 Daron Vaughn  
 Frank Skimmerhorn  
 Cole Warf

### Volunteer Firefighters

Anthony Beard  
 Adam Dobson  
 Ronnie Dooley

Adam England  
 Dale Gorely  
 Ricky Lile  
 Steve Marrs  
 Eugene McKay  
 James Pendleton  
 Arthur Pettigrew  
 Loyd Phillips  
 Alex Quinn  
 Mike Ramsey  
 Donald Harris  
 Tyler Ronna  
 Stephen Thomas  
 Dale Sublett

### Recruits

Dominic Ross  
 Josh Dooley  
 Chris Milby  
 Levi Harmon  
**TCFD Officers**  
 George Wilson  
 Randy Bricken Sr.  
 Kelvin Beard  
 Howard Dobson

Bob Buckner  
 Carl Dobson  
 John Harris

### Special Operations

Renee Blackaby  
 Richard DeWitt  
 Wes Dillon  
 Rocky Edwards  
 Chris Wilson  
 Jason Rainwater  
 Jordan Sanders  
 Paul Whitlock

### Active Retired Chief's

Charles Shaw  
 Allen Johnson  
 Jimmy Cox

# Budgetary

JULY 1 THROUGH DECEMBER 31 2019

41.6% Of The Fiscal Year Complete

FIRE DEPARTMENT BUDGET

(Fully Funded City of Campbellsville)

34.6 % YTD

RESCUE BUDGET

(50% Funded by City of Campbellsville

50% Funded by Taylor County Fiscal Court)

37.4 % YTD

# DIVERSITY

February 10, 2019



# ACCREDITATION



## **LEVEL I AND LEVEL II FIREFIGHTERS**

**17 Firefighters**

## **HAZARDOUS MATERIALS OPERATIONS FIREFIGHTERS**

**17 Firefighters**

## **INSTRUCTORS**

**15**



# SUPPORT

**March 24, 2019**



# ISO

## Public Protection Classification

**Current ISO Classification for Campbellsville is Class**

# 3

***What are we doing to improve our classification?***

**Improving Training**


**Improving Equipment**

**Improving Documentation**

**Improving Communications with Stakeholders**

**Improving Communications with Water Company and E911**

Countrywide



# COMMITTED

April 17, 2019



# STATION DETAILS

Fire/Rescue/Hazmat/EMS Support Services for CAMPBELLSVILLE

EMS Support/Rescue/Hazmat Services for TAYLOR COUNTY

Technical Rescue Mutual Aid Services Statewide Via KYEM



**CAMPBELLSVILLE POPULATION-11,415**  
**TAYLOR COUNTY POPULATION- 25,472**



**CAMPBELLSVILLE 6.06 SQUARE MILES**  
**TAYLOR COUNTY 277 SQUARE MILES**  
**16,254,080 ACRES**



**150 Facilities That Require a Fire and Life  
Safety Inspection**



**8200 Acre Green River Lake**  
**14 Miles of Green River**



**TOTAL INCIDENTS-1036**  
**FIRE CONDITIONS-49**



**RESCUE AND EMERGENCY**  
**MEDICAL SERVICE INCIDENTS-643**



# PERSONNEL



**10 FULL TIME FIREFIGHTERS**  
**9 PART TIME FIREFIGHTERS**  
**39 VOLUNTEER FIREFIGHTERS**

**OF THOSE FIREFIGHTERS 47% ARE  
MEDICALLY CERTIFIED**

**1 EMERGENCY MEDICAL RESPONDER**  
**21 EMERGENCY MEDICAL TECHNICIAN**  
**5 PARAMEDICS**



# DEPENDABLE!

May 20, 2019



# AWARDS

## FIREFIGHTER OF THE YEAR



Matthew Taylor

## RESCUER OF THE YEAR



Renee Blackaby

## OFFICER OF THE YEAR



Howard Dobson

# AWARDS

## Unit Citation Handley Avenue



202 Handley Avenue Fire with Res-

## Life Saving Award Handley Avenue



Alex Johnson

# INTEGRITY

June 11, 2019



# GRANT FUNDING FOR 2019



Kentucky League of Cities Liability Grant– Backup Cameras for Apparatus and Trailers

Kentucky League of Cities Safety Grant– Harken Winch for CFD, Patient Lift Device for CTCEMS, Safety Harness/lanyards for Parks Department and traffic cones for CPD

Kentucky Emergency Management-Surface Supplied Air System for SCUBA

Kentucky Emergency Management– Encapsulated Drysuits for SCUBA

FEMA Assistance to Firefighters Grant-Self Contained Breathing Apparatus

Kentucky Fire Commission State Aid Grant– Various Fire/Rescue Equipment

Kentucky Fire Commission Training Facility Grant– Training Tower

ATMOS Community Support– Turnout Gear

**2019 Grant Total=\$211,309.28**

# RESPECTED

July 21, 2019



# ACHIEVEMENTS

## BATTERY SAWS



New battery operated chain saw and cut off saw in service on Engine 1. This equipment provided by state aid grant money.

## SSAS



SCUBA Surface Supplied Air System in service May of this year. This equipment provided by state grant money.

## BATTERY VENTILATION FAN



New battery operated ventilation fan in service on Engine 1. This equipment provided by state aid grant money.

## ZODIAC TRAILER



Added a upper deck for our military surplus zodiac. This allows for two inflatable boats to be transported at one time or the ability to haul more equipment to and from water rescue situations. The majority of this project was completed in-house.



# ACHIEVEMENTS

## JET MOTOR



New Evinrude 30HP Jet Motor added to military surplus motor. This equipment provided by state aid grant money.

## ATV ISSUED KYEM



KYEM graciously issued CFR this Suzuki 400 ATV for our search and rescue program. This unit is stored on TSAR1.

## MISSION MANGER



Utilizing mission manager to manage large scale missions in guidance with the national incident command system.

## HAZMAT 1



Utilizing funds from hazardous materials responses we was able to purchase a new 32' enclosed trailer for hazardous materials response. This trailer now carries all haz-mat equipment.

# ACHIEVEMENTS

## HARKEN WINCH



Harkin winch added to our rope rescue cache. This unit was purchased with grant funds.

## E1 SUPPLY LINE



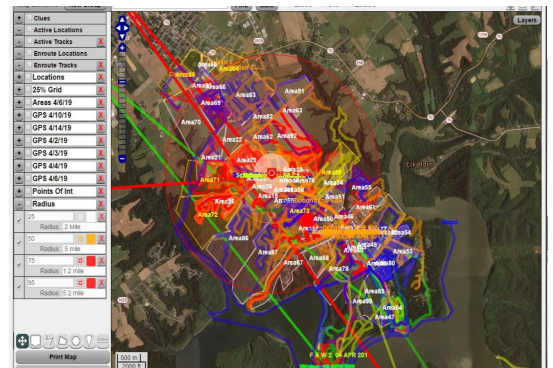
We used budgeted funds to purchase 1000' of 5" supply line for Engine 1.

## WEBSITE



We used budgeted funds for the development of a website to be used for fire-fighter recruitment, retention and easier access for the public to contact us for trainings or public relation events.

## GPS UNITS



We used donations to purchase GPS units to aid in search for lost, missing and overdue persons.

# EFFICIENT

August 3, 2019



# Community Charity Support

**WHAS Crusade for Children**

**\$33,445.22**

**Toys for Kids**

**\$30,000.00**

**Over 800 Children Served**

# COURAGEOUS

September 30, 2019



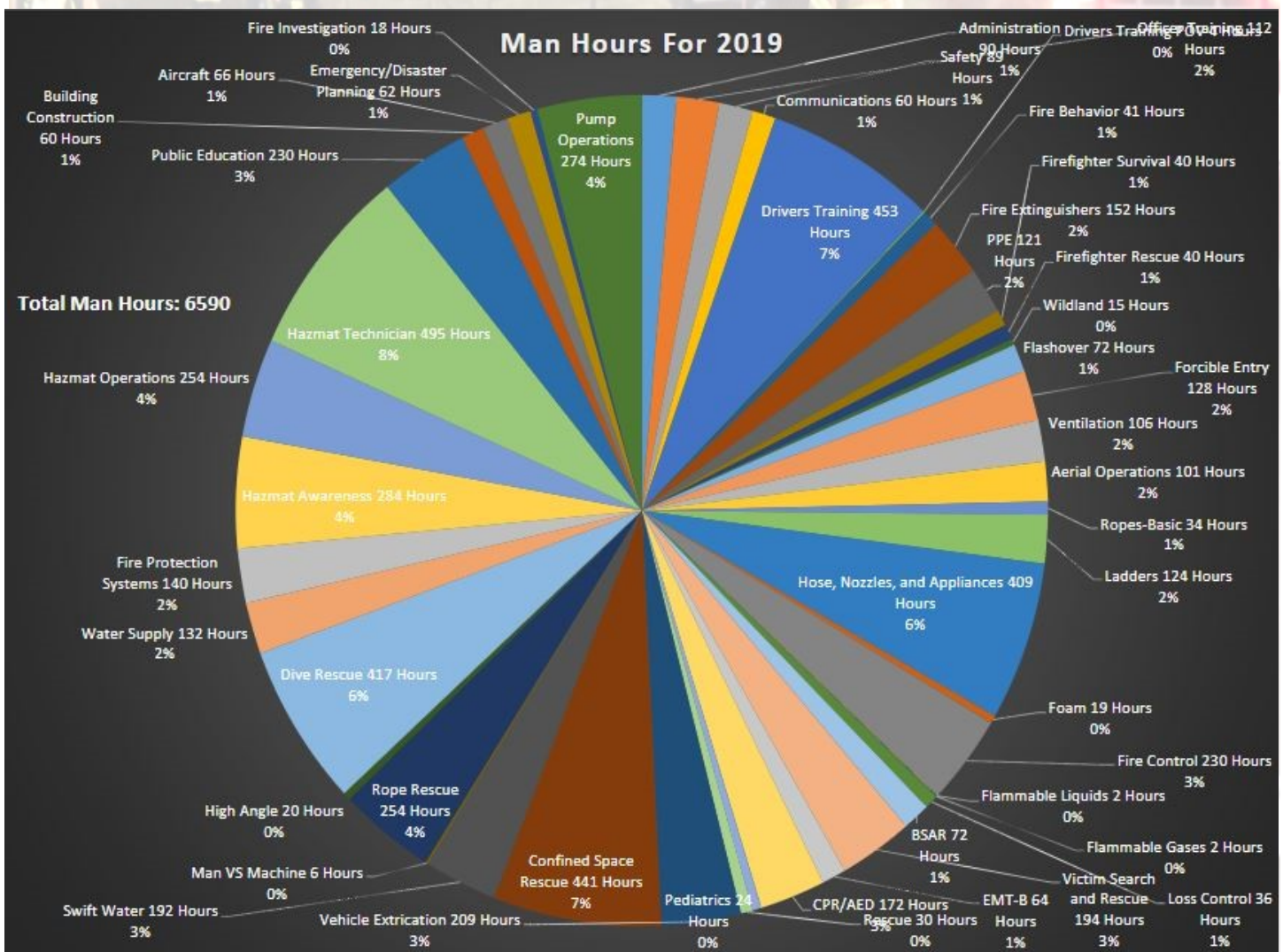
# TRAINING BY THE NUMBERS

2– 150 Hour Firefighter Certifications

2– 400 Hour Firefighter Certifications

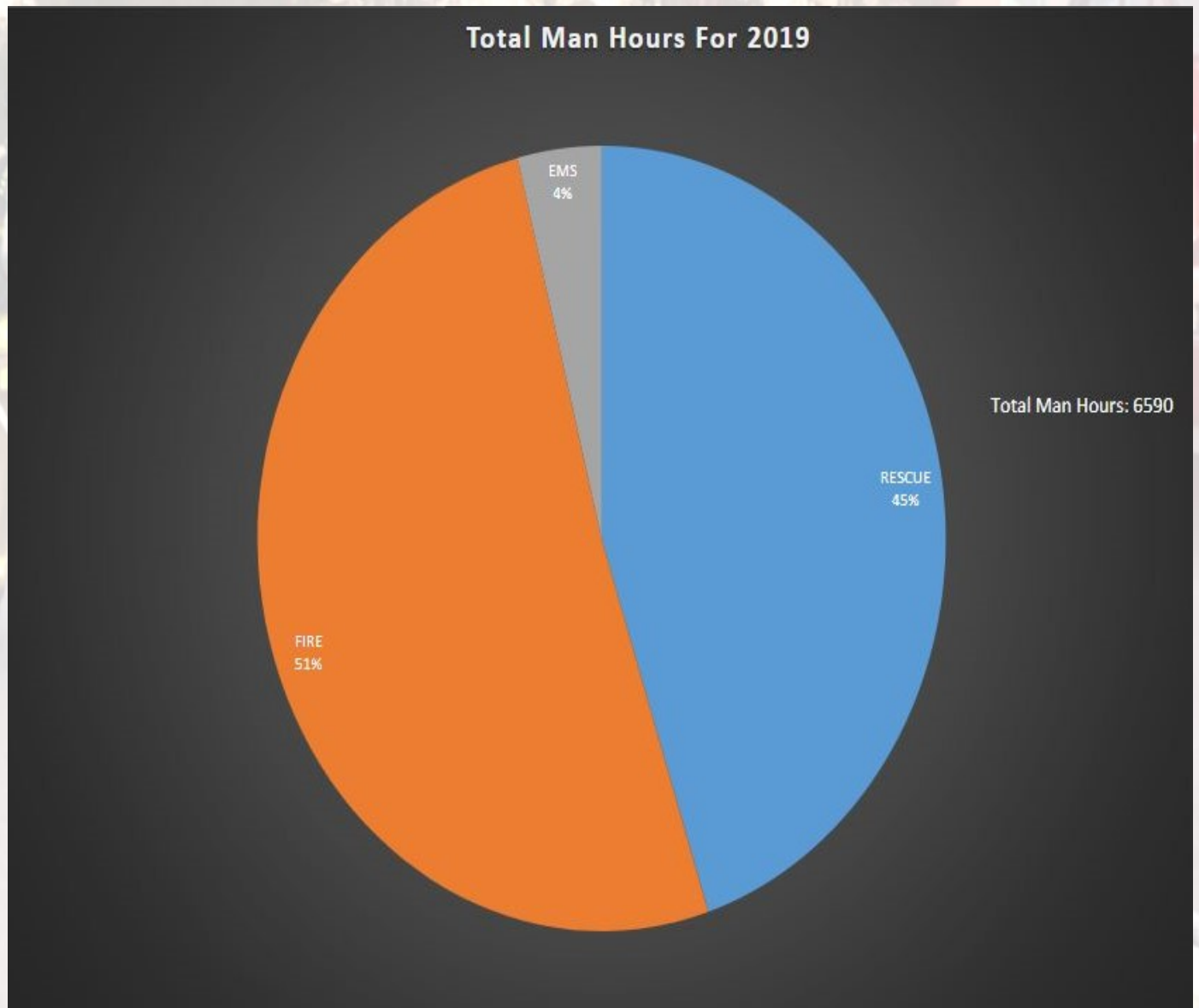
1- IFSAC Firefighter I, II and Hazmat Accreditation

6,590 Man Hours of Training



# TRAINING BY THE NUMBERS

## Training Discipline Focus



# TRAINING BY THE NUMBERS

## Training Provided To Other Agencies

### Swift water Awareness

South Barren Fire  
Barren County Dive  
East Barren Fire  
Barren CERT  
Monroe County  
Green County EM  
Temple Hill Fire  
Franklin Simpson Fire  
Cave City Fire  
Monroe Co/Triville Fire  
Gamaliel Fire  
Glasgow Police Dept  
Bronning Fire  
Glasgow Fire  
North Metcalfe Fire  
Haywood Fire  
GVFD  
Marion County Rescue

### Drivers Training

Marion County Rescue  
Marion County EMS

### Swift water Boat Operations

Shepherdsville Fire  
Frankfort Fire  
Georgetown Fire



# OCCUPANCY INSPECTION DATA

## INSPECTIONS AND PREPLANNING PERFORMED

| OCCUPANCY                                     | ID                        | ADDRESS                    | ZONE       | LAST INSPECTION |
|---|---------------------------|----------------------------|------------|-----------------|
| Aaron's                                       |                           | 114 Campbellsville BYP     | Quadrant A | 12/18/2019      |
| Advance auto parts                            |                           | Campbellsville BYP         |            | 11/15/2019      |
| Air Gas                                       |                           | 605 S Columbia AVE         |            | 01/29/2019      |
| All Star                                      |                           | Campbellsville BYP         |            | 07/18/2019      |
| Arbys   | Arbys                     | 320 Campbellsville BYP     | North West | 11/12/2019      |
| Att   |                           | Campbellsville BYP         |            | 01/31/2019      |
| Aubrey - Gupton & Chandler Funeral Home       |                           | 503 E Main ST              | Downtown   | 08/02/2019      |
| Auto Zone                                     | Auto Zone                 | 201 Jordan DR              | Quadrant A | 03/14/2019      |
| Autozone                                      |                           | 399 Campbellsville BYP     | Quadrant C | 03/11/2019      |
| AWG, Gases and Welding Supplies (Scott Gross) |                           | 722 E Broadway             |            | 01/23/2019      |
| B&B Nursery & Landscaping                     | B&B Nursery & Landscaping | 1608 E Broadway            |            | 09/20/2019      |
| Baskin Robbins                                |                           | 545 Campbellsville BYP     | Quadrant A | 03/08/2019      |
| Big Lots                                      | Big Lots                  | 400 Campbellsville BYP     | North West | 08/23/2019      |
| Bluegrass                                     |                           | 399 Campbellsville BYP #5  |            | 03/27/2019      |
| Bluegrass Way                                 | Bluegrass Way             | 100 Garden WAY             | North East | 11/14/2019      |
| Bourbon Boutique                              | Bourbon Boutique          | 219 E Main ST              | Downtown   | 04/19/2019      |
| Broadway liquor                               |                           | 1650 E Broadway WAY        |            | 09/11/2019      |
| Burger King                                   |                           | Campbellsville BYP         |            | 01/28/2019      |
| Burkes  |                           | 399 Campbellsville BYP     | Quadrant C | 04/16/2019      |
| Campbellsville Baptist Church                 |                           | 530 N Central AVE          | Quadrant B | 03/13/2019      |
| Campbellsville Nursing & Rehab                |                           | 1980 Old Greensburg RD     | Quadrant C | 04/19/2019      |
| Cash Express                                  | Cash Express              | 302 Campbellsville BYP     | North West | 11/12/2019      |
| Central Kentucky Vapor                        | Central Ky Vapor          | 400 Campbellsville BYP     | North West | 06/27/2019      |
| Century 21                                    |                           | 119 Nancy Cox DR #5        | Quadrant B | 09/25/2019      |
| Check into cash                               |                           | 726 Campbellsville BYP #8  | Quadrant C | 08/20/2019      |
| Citizens Bank                                 |                           | 290 Campbellsville BYP     | Quadrant A | 03/14/2019      |
| Colton's Steak House & Grill                  |                           | 399 Campbellsville BYP #90 | Quadrant A | 03/08/2019      |
| Community Trust Bank                          |                           | 402 Campbellsville BYP     |            | 07/18/2019      |
| Convenient Food Mart                          |                           | 219 South central AVE      | Quadrant B | 09/30/2019      |
| Cricket wireless                              |                           | 726 Campbellsville BYP #C  |            | 07/18/2019      |
| Dollar Tree                                   | Dollar Tree               | 726 Campbellsville BYP     | North West | 08/26/2019      |
| Don Franklin Chrysler Ram Dodge               |                           | 915 Meader ST              | Quadrant C | 02/21/2019      |
| Don Franklin GM Chevrolet                     |                           | 200 N Bypass               | Quadrant C | 02/21/2019      |

# OCCUPANCY INSPECTION DATA

## INSPECTIONS AND PREPLANNING PERFORMED

| OWNER                          | TYPE              | ADDRESS                        | ZONE       | INSPECTION |
|--------------------------------|-------------------|--------------------------------|------------|------------|
| Edward Jones II                | Edward Jones II   | 105 Nancy Cox DR               | North West | 11/15/2019 |
| Enterprise                     | Enterprise        | 296 Campbellsville BYP         | Quadrant A | 10/16/2019 |
| Essence nail and spa           |                   | 399 Campbellsville BYP #118    |            | 05/07/2019 |
| Factory Connections            |                   | 399 Campbellsville BYP         |            | 04/16/2019 |
| Fantastic sams                 |                   | 125 Walmart DR                 | Quadrant A | 03/08/2019 |
| Farm Bureau                    |                   | 112 Nancy Cox DR               |            | 12/06/2019 |
| FFO                            |                   | 600 New Campbellsville RD      |            | 09/13/2019 |
| Five Star                      | Five Star #2214   | 250 Campbellsville BYP #2214   | North West | 12/18/2019 |
| Forcht Bank                    |                   | 391 Campbellsville BYP         |            | 01/28/2019 |
| Fort Knox Federal Credit Union |                   | 121 Wal mart DR                | Quadrant C | 02/06/2019 |
| Gamestop                       | Gamestop          | 726 Campbellsville BYP         | Quadrant A | 06/18/2019 |
| Garcias                        | Garcias           | 480 Campbellsville BYP         | North West | 10/16/2019 |
| Goodwill                       | Goodwill          | 550 Campbellsville BYP         | North West | 10/14/2019 |
| Great clips                    |                   | 399 Campbellsville BYP #15     |            | 05/01/2019 |
| Green River cinema 6           |                   | 730 Campbellsville BYP         | Quadrant C | 11/12/2019 |
| Green River Resort             |                   | 1293 Lone valley RD            |            | 04/25/2019 |
| Hallmark                       |                   | 399 Campbellsville BYP         |            | 06/12/2019 |
| Hibbett Sports                 |                   | 399 Campbellsville Bypass #122 |            | 03/27/2019 |
| Holiday Inn Express            |                   | 102 Plantation DR              | Quadrant A | 02/12/2019 |
| Hometown Pharmacy              | Hometown Pharmacy | 325 E Broadway ST              | Quadrant B | 07/11/2019 |
| Huddle House                   | Huddle House      | 398 Campbellsville BYP         | North West | 12/30/2019 |
| Jackson Hewitt Tax Service     |                   | 726 Campbellsville BYP         |            | 07/18/2019 |
| JcPenney                       |                   | 399 Campbellsville BYP         |            | 05/01/2019 |
| Jim-E-Lube                     |                   | 120 Casey ST                   |            | 12/18/2019 |
| Jo Anns Fabric                 | Jo Anns Fabric    | 399 Campbellsville BYP         | North West | 03/05/2019 |
| Kentucky Christian Academy     | KCA               | Old Columbia RD                |            | 10/28/2019 |
| KFC                            |                   | 415 Campbellsville Bypass      |            | 12/06/2019 |
| Kroger Hwy 210                 | Kroger Hwy 210    | 127 Campbellsville Bypass      | North West | 11/12/2019 |
| LifeLine Home Health           |                   | 200 Nancy Cox DR               |            | 12/06/2019 |
| Long John silver               |                   | 399 Campbellsville BYP         |            | 01/31/2019 |
| Lowes                          | Lowes             | 205 Jefra AVE                  |            | 03/26/2019 |
| Magic Wok                      | Magic Wok         | 726 Campbellsville BYP         | Quadrant A | 09/13/2019 |
| Mammoth Liquor                 |                   | 400 Campbellsville BYP #5      |            | 07/11/2019 |
| Maurices                       |                   | 399 Campbellsville BYP         | Quadrant C | 04/01/2019 |
| Murphy USA                     |                   | 725 Campbellsville BYP         |            | 02/12/2019 |
| Peddlers Mall                  | Peddlers Mall     | 400 Campbellsville BYP         | North West | 08/14/2019 |
| Phase 2                        |                   | 111 Nancy Cox DR               |            | 11/15/2019 |
| Priceless Iga                  |                   | 300 Campbellsville BYP         |            | 12/06/2019 |
| Rally's                        |                   | Campbellsville BYP             |            | 02/06/2019 |

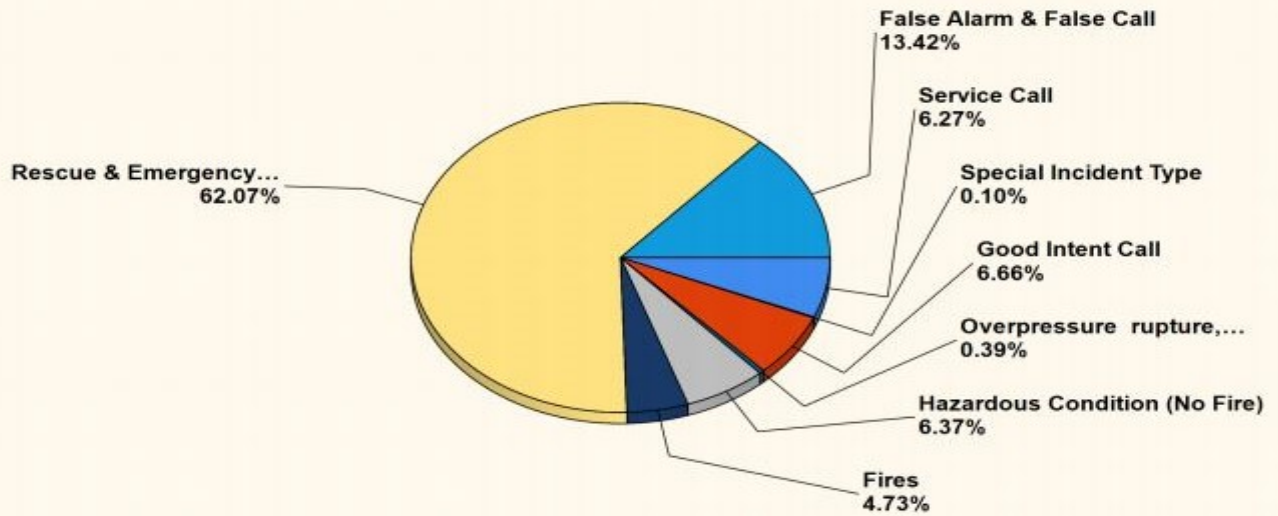
# OCCUPANCY INSPECTION DATA

## INSPECTIONS AND PREPLANNING PERFORMED

| OCCUPANCY                         | ID                                | ADDRESS                     | ZONE       | LAST INSPECTION |
|-----------------------------------|-----------------------------------|-----------------------------|------------|-----------------|
| Sally's Beauty                    |                                   | 726 Campbellsville BYP      | Quadrant C | 06/18/2019      |
| Shoe sensation                    |                                   | 399 Campbellsville BYP #112 |            | 05/22/2019      |
| Shoe show                         |                                   | 399 Campbellsville BYP      | Quadrant C | 04/16/2019      |
| Sonic                             | Sonic                             | 180 Campbellsville BYP      |            | 12/18/2019      |
| Sonshine Natural                  |                                   | 208 Nancy Cox DR            |            | 12/03/2019      |
| Southern States                   |                                   | 1720 E Broadway             | Quadrant C | 01/23/2019      |
| Subway                            |                                   | 399 Campbellsville BYP      |            | 04/25/2019      |
| Sun Country                       |                                   | 103 Nancy Cox DR            |            | 11/15/2019      |
| Sun tan city                      |                                   | 399 Campbellsville BYP #15  |            | 03/20/2019      |
| Taylor co bank                    | Taylor co bank                    | 405 Campbellsville BYP      |            | 02/06/2019      |
| Taylor County Intermediate School | Taylor County Intermediate School | 1207 E Broadway             | Quadrant B | 03/22/2019      |
| Taylor County Primary Center      |                                   | 106 Ingram AVE              | Quadrant B | 03/22/2019      |
| The Book Store                    |                                   | Campbellsville BYP          |            | 01/31/2019      |
| The Kid Spot Center               | The Kid Spot                      | 50 Gene Cash RD             | Quadrant A | 05/13/2019      |
| This N That                       | This N That                       | 400 Campbellsville BYP      | North East | 08/08/2019      |
| tidenea Mexican                   |                                   | 138 Campbellsville BYP #A   |            | 12/09/2019      |
| TJ consignment                    |                                   | 115 Nancy Cox DR            | Quadrant A | 12/30/2019      |
| Tobacco Shed                      | Tobacco Shed                      | 344 Campbellsville BYP      | North West | 12/03/2019      |
| Tractor Supply                    | Tractor Supply                    | 399 Campbellsville BYP      | North West | 06/21/2019      |
| Trendsetters                      |                                   | 109 Nancy Cox DR            |            | 09/25/2019      |
| United citizens                   |                                   | 294 Campbellsville BYP      |            | 10/25/2019      |
| Wal Mart                          | Wal Mart                          | 725 Campbellsville BYP      | Quadrant A | 04/22/2019      |
| World Finance Corporation         | World Finance Corporation         | 296 Campbellsville BYP #1   |            | 10/16/2019      |

96 Total Inspections/Preplans  
32% Of Occupancies Inspected

# INCIDENT DATA



| MAJOR INCIDENT TYPE                                | # INCIDENTS | % of TOTAL     |
|--|-------------|----------------|
| Fires  | 49          | 4.73%          |
| Overpressure rupture, explosion, or fire - no fire | 4           | 0.39%          |
| Rescue & Emergency Medical Service                 | 643         | 62.07%         |
| Hazardous Condition (No Fire)                      | 66          | 6.37%          |
| Service Call                                       | 65          | 6.27%          |
| Good Intent Call                                   | 69          | 6.66%          |
| False Alarm & False Call                           | 139         | 13.42%         |
| Special Incident Type                              | 1           | 0.10%          |
| <b>TOTAL</b>                                       | <b>1036</b> | <b>100.00%</b> |



# INCIDENT DATA

| Detailed Breakdown by Incident Type                     |             |            |
|---|-------------|------------|
| INCIDENT TYPE   | # INCIDENTS | % of TOTAL |
| 100 - Fire, other                                       | 1           | 0.10%      |
| 111 - Building fire                                     | 14          | 1.35%      |
| 113 - Cooking fire, confined to container               | 6           | 0.58%      |
| 118 - Trash or rubbish fire, contained                  | 2           | 0.19%      |
| 121 - Fire in mobile home used as fixed residence       | 1           | 0.10%      |
| 131 - Passenger vehicle fire                            | 9           | 0.87%      |
| 132 - Road freight or transport vehicle fire            | 2           | 0.19%      |
| 138 - Off-road vehicle or heavy equipment fire          | 2           | 0.19%      |
| 140 - Natural vegetation fire, other                    | 2           | 0.19%      |
| 143 - Grass fire  | 5           | 0.48%      |
| 150 - Outside rubbish fire, other                       | 1           | 0.10%      |
| 151 - Outside rubbish, trash or waste fire              | 3           | 0.29%      |
| 160 - Special outside fire, other                       | 1           | 0.10%      |
| 200 - Overpressure rupture, explosion, overheat other   | 1           | 0.10%      |
| 220 - Overpressure rupture from air or gas, other       | 1           | 0.10%      |
| 251 - Excessive heat, scorch burns with no ignition     | 2           | 0.19%      |
| 300 - Rescue, EMS incident, other                       | 1           | 0.10%      |
| 311 - Medical assist, assist EMS crew                   | 240         | 23.17%     |
| 320 - Emergency medical service, other                  | 3           | 0.29%      |
| 321 - EMS call, excluding vehicle accident with injury  | 2           | 0.19%      |
| 322 - Motor vehicle accident with injuries              | 133         | 12.84%     |
| 323 - Motor vehicle/pedestrian accident (MV Ped)        | 6           | 0.58%      |
| 324 - Motor vehicle accident with no injuries.          | 35          | 3.38%      |
| 331 - Lock-in (if lock out , use 511 )                  | 16          | 1.54%      |
| 340 - Search for lost person, other                     | 4           | 0.39%      |
| 341 - Search for person on land                         | 18          | 1.74%      |
| 342 - Search for person in water                        | 6           | 0.58%      |
| 350 - Extrication, rescue, other                        | 2           | 0.19%      |
| 352 - Extrication of victim(s) from vehicle             | 1           | 0.10%      |
| 353 - Removal of victim(s) from stalled elevator        | 4           | 0.39%      |
| 356 - High-angle rescue                                 | 1           | 0.10%      |
| 360 - Water & ice-related rescue, other                 | 1           | 0.10%      |
| 361 - Swimming/recreational water areas rescue          | 1           | 0.10%      |
| 363 - Swift water rescue                                | 4           | 0.39%      |
| 365 - Watercraft rescue                                 | 1           | 0.10%      |
| 381 - Rescue or EMS standby                             | 164         | 15.83%     |
| 400 - Hazardous condition, other                        | 1           | 0.10%      |
| 410 - Combustible/flammable gas/liquid condition, other | 1           | 0.10%      |
| 411 - Gasoline or other flammable liquid spill          | 4           | 0.39%      |
| 412 - Gas leak (natural gas or LPG)                     | 27          | 2.61%      |
| 422 - Chemical spill or leak                            | 3           | 0.29%      |
| 424 - Carbon monoxide incident                          | 6           | 0.58%      |
| 440 - Electrical wiring/equipment problem, other        | 1           | 0.10%      |
| 444 - Power line down                                   | 6           | 0.58%      |
| 445 - Arcing, shorted electrical equipment              | 1           | 0.10%      |
| 461 - Building or structure weakened or collapsed       | 1           | 0.10%      |
| 462 - Aircraft standby                                  | 10          | 0.97%      |
| 463 - Vehicle accident, general cleanup                 | 3           | 0.29%      |
| 480 - Attempted burning, illegal action, other          | 1           | 0.10%      |
| 481 - Attempt to burn                                   | 1           | 0.10%      |
| 500 - Service Call, other                               | 4           | 0.39%      |
| 511 - Lock-out  | 26          | 2.51%      |
| 531 - Smoke or odor removal                             | 5           | 0.48%      |

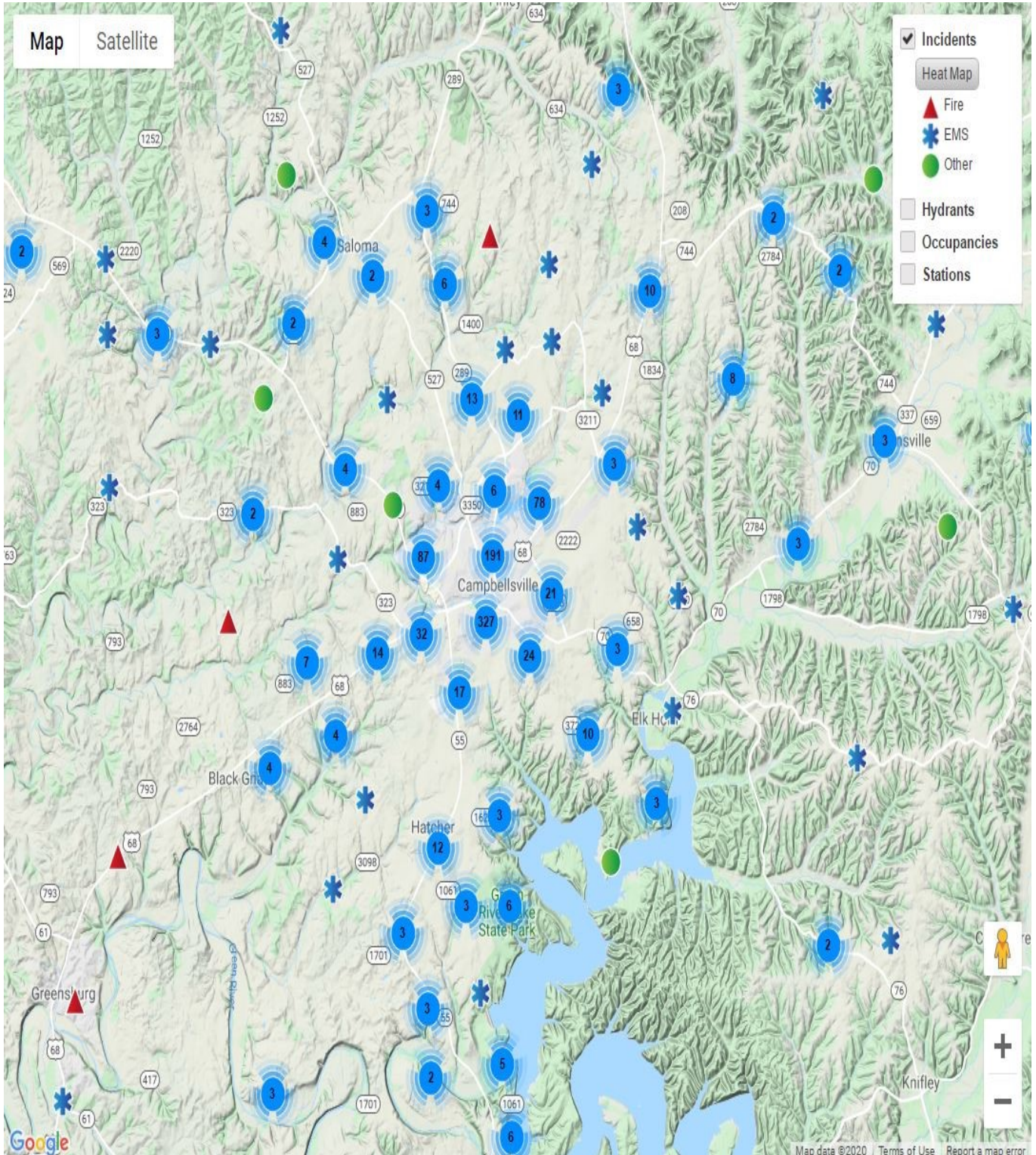
# INCIDENT DATA

## Detailed Breakdown by Incident Type

| INCIDENT TYPE  | # INCIDENTS | % of TOTAL     |
|--|-------------|----------------|
| 551 - Assist police or other governmental agency         | 6           | 0.58%          |
| 552 - Police matter                                      | 2           | 0.19%          |
| 553 - Public service                                     | 3           | 0.29%          |
| 555 - Defective elevator, no occupants                   | 1           | 0.10%          |
| 561 - Unauthorized burning                               | 4           | 0.39%          |
| 571 - Cover assignment, standby, moveup                  | 4           | 0.39%          |
| 600 - Good intent call, other                            | 7           | 0.68%          |
| 611 - Dispatched & cancelled en route                    | 47          | 4.54%          |
| 622 - No incident found on arrival at dispatch address   | 3           | 0.29%          |
| 651 - Smoke scare, odor of smoke                         | 12          | 1.16%          |
| 700 - False alarm or false call, other                   | 19          | 1.83%          |
| 710 - Malicious, mischievous false call, other           | 3           | 0.29%          |
| 711 - Municipal alarm system, malicious false alarm      | 7           | 0.68%          |
| 715 - Local alarm system, malicious false alarm          | 1           | 0.10%          |
| 730 - System malfunction, other                          | 6           | 0.58%          |
| 732 - Extinguishing system activation due to malfunction | 1           | 0.10%          |
| 733 - Smoke detector activation due to malfunction       | 12          | 1.16%          |
| 735 - Alarm system sounded due to malfunction            | 8           | 0.77%          |
| 736 - CO detector activation due to malfunction          | 3           | 0.29%          |
| 740 - Unintentional transmission of alarm, other         | 3           | 0.29%          |
| 741 - Sprinkler activation, no fire - unintentional      | 2           | 0.19%          |
| 743 - Smoke detector activation, no fire - unintentional | 39          | 3.76%          |
| 744 - Detector activation, no fire - unintentional       | 16          | 1.54%          |
| 745 - Alarm system activation, no fire - unintentional   | 17          | 1.64%          |
| 746 - Carbon monoxide detector activation, no CO         | 2           | 0.19%          |
| 900 - Special type of incident, other                    | 1           | 0.10%          |
| <b>TOTAL INCIDENTS:</b>                                  | <b>1036</b> | <b>100.00%</b> |

# INCIDENT DATA

## Taylor County Map

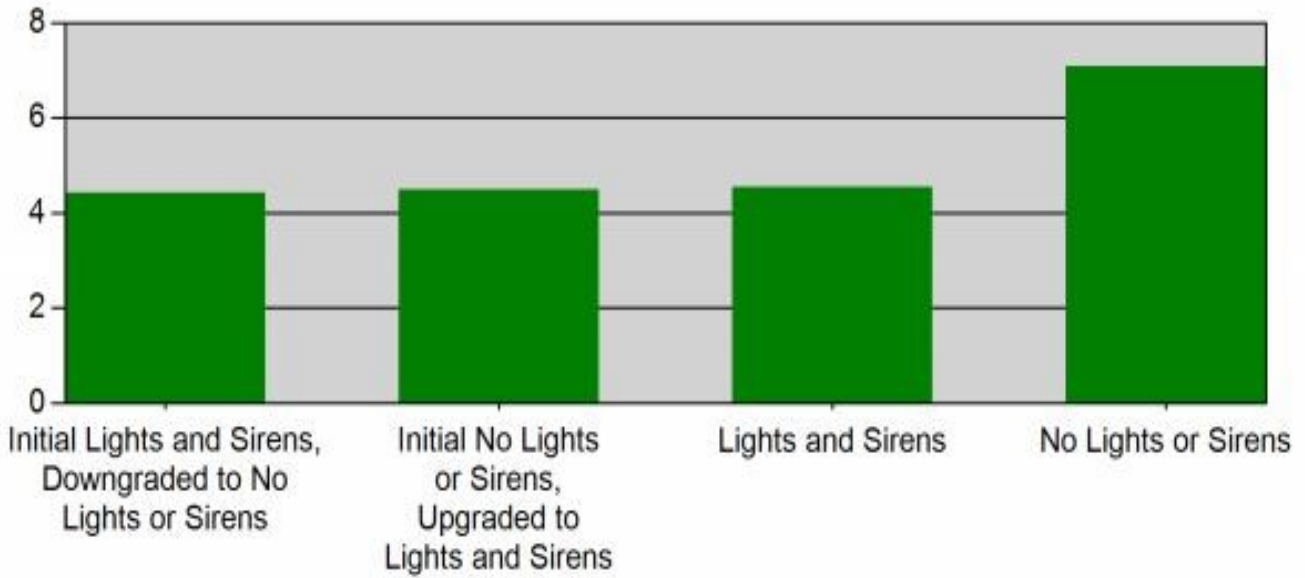


# INCIDENT DATA

## FACTS

### Average Response Time per Response Mode for Apparatus for Date Range

Apparatus: All Apparatus | Start Date: 01/01/2019 | End Date: 12/31/2019



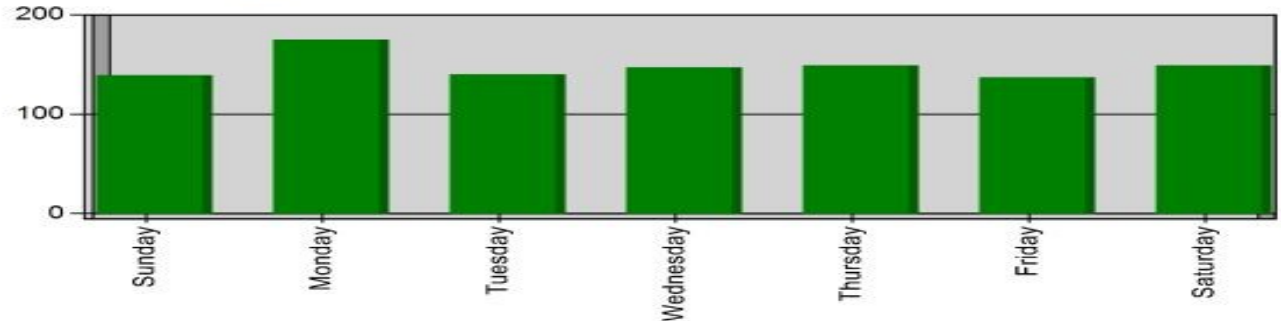
| RESPONSE MODE  | CALLS | AVERAGE RESPONSE TIME in minutes (Dispatch to Arrived) |
|--|-------|--|
| Initial Lights and Sirens, Downgraded to No Lights or Sirens | 12    | 4.42   |
| Initial No Lights or Sirens, Upgraded to Lights and Sirens   | 2     | 4.50   |
| Lights and Sirens  | 890   | 4.54   |
| No Lights or Sirens  | 287   | 7.08   |





# INCIDENT DATA FACTS

**Incidents by Day of the Week for Date Range**  
Start Date: 01/01/2019 | End Date: 12/31/2019



| DAY OF THE WEEK | # INCIDENTS |
|-----------------|-------------|
| Sunday          | 139         |
| Monday          | 175         |
| Tuesday         | 140         |
| Wednesday       | 147         |
| Thursday        | 149         |
| Friday          | 137         |
| Saturday        | 149         |
| <b>TOTAL</b>    | <b>1036</b> |

**-525 Gallons of Absorbent Used on Automobile Accidents Fluid Leaks. That is 4,383 pounds of absorbent.**

**-Average on time spent on scene is 49.40**

**-269 or (25.97%) Overlapping Calls (at shift change 0800EST)**

**-1600-1689 Busiest hours**

**-0300-0359 Slowest hours**



# INCIDENT DATA

## APPARATUS HOURS FOR INCIDENTS

### Apparatus Hours for Incidents for Apparatus for Date Range (Not Payroll Related)

Start Date: 01/01/2019 | End Date: 12/31/2019

| APPARATUS             | TIME SPENT ON INCIDENTS (Hours:Minutes Dispatched to Cleared Scene) |
|-----------------------|---|
| Chief - Chief SUV     | 211:33  |
| E1 - Engine 1         | 257:12  |
| E2 - Engine 2         | 54:41   |
| E3 - Engine 3         | 9:31  |
| HM1 - HazMat Support  | 14:18   |
| IRB 1 - Rescue Boat   | 6:47  |
| M1 - Marine 1         | 6:33  |
| MOCC - Mobile Command | 49:04   |
| PV - Private Vehicle  | 6:19  |
| R1 - Rescue 1         | 112:30  |
| R10 - Polaris Ranger  | 58:46   |
| S1 - Squad 1          | 157:55  |
| S2 - Chevy Express V  | 16:54   |
| S3 - Flat Bed         | 101:48  |
| S4 - Squad 4          | 8:05  |
| T1 - Truck 1          | 32:38   |
| TSAR1 - TSAR1         | 63:37   |
| Z1 - Zodaic 1         | 6:01  |

# LEARNING

October 5, 2019



# FIRE PREVENTION PUBLIC RELATIONS

5,054 Students, Teacher and Adults reached through our fire prevention efforts in 2019.



# PASSIONATE

November 7, 2019



# SPECIAL OPERATIONS

## 2019 Update

3– New Special Operations Members

4– New Public Safety Divers

3– New Basic Search and Rescue Certifications

6– New Confined Space Rescue Technicians

1– New FAA Part 107 Pilot

5– New Hazardous Materials Technicians

21 Total Team Members

1 Recruit Member

---

Currently KYEM Level 4 Dive Team With Addition Of  
Surface Supplied Air System for SCUBA  
(Will transition to Level 5 Dive Team in 2020)

# SPECIAL OPERATIONS

## 2019 Update



**THANK YOU  
FOR  
ALLOWING US TO SERVE**



A banner with a background of red and yellow diagonal stripes. In the center is a black silhouette of the state of Kentucky. Inside the silhouette is a smaller version of the City of Campbellsville logo. A red arrow points upwards from the top of the silhouette. Below the silhouette, the text "ENGINE • TRUCK • RESCUE" is written in white. Below that, a red banner contains the text "DIFFICULT ANYTIME, IMPOSSIBLE BY APPOINTMENT" in white. Below the red banner, the text "FIRE - RESCUE - HAZMAT - DIVE" is written in white. At the bottom of the banner, the website address "WWW.CAMPBELLVILLEFIRE.COM" is written in large white letters.

