

Campbellsville Fire Rescue Annual Report

2018

Campbellsville Fire Rescue

Chief Chris Taylor

100 West Broadway

Campbellsville, KY 42718

Table of Contents

Message from the Chief	3
Accreditation/ISO	8
Station Details	11
Major Accomplishments	14
Run and Training Data	21
Fire Prevention	33
Special Operations	36

MESSAGE FROM THE CHIEF



Chief Chris Taylor

2018 has been a spectacular year for the Campbellsville Fire Department. We have a great group of professional firefighters that put their lives on the line daily. Sometimes for complete strangers, they are prepared to make the ultimate sacrifice so that others may live. They sacrifice birthdays, graduations, holidays, special occasions to run to other people's emergencies. Firefighters' families make a sacrifice as well and that contribution definitely goes unnoticed.

We have had outstanding support from Mayor Young, Judge Rogers, City Hall Staff, Fiscal Court, and the Campbellsville City Council. I am certainly looking forward to what 2019 has in store. We want to share our year with you through our annual report. If you have any questions please feel free to let me know.

Stay safe and stay focused!

“MINIMUM is one small step above INADEQUATE” -Mike Walker-

Campbellsville Fire-Rescue

Command Staff



Chief Chris Taylor

Captain Keith Bricken

Captain Kenny Fair

Captain Brent Lile

Campbellsville Fire-Rescue

Full Time Staff Firemen



Firefighter Daniel Cook

Firefighter Alex Johnson

Firefighter Daniel Lovett

Firefighter Matthew Taylor

Firefighter Blake Schroerlucke

Firefighter Matthew Porter

Campbellsville Fire-Rescue

Special Operations Team Leaders



Squad A Team Leaders

Alex Johnson

Chris Wilson

Richard DeWitt

Squad B Team Leaders

Daniel Cook

Cody Wood

Campbellsville Fire-Rescue

Part Time Staff, Special Operations and Volunteers



Michael Adkins	Ricky Lile	Howard Dobson	Recruits
Anthony Beard	Steve Marrs	Rocky Edwards	Donnie Byrd
Kelvin Beard	Eugene McKay	Zach Lawson	Aaron Campbell
Randy Bricken Sr.	Marty Mitchell	Jason Rainwater	Donald Harris
Robby Bryant	James Pendleton	Mike Ramsey	Tyler Ronna
Bob Buckner	Arthur Pettigrew	Charles Shaw	Dominic Ross
Jimmy Cox	Loyd Phillips	Frank Skimmerhorn	Jordan Sanders
Adam Dobson	Alex Quinn	Daron Vaughn	Stephen Thomas
Carl Dobson	Dale Sublett	Paul Whitlock	Probationary
Ronnie Dooley	Cole Warf	Chris Wilson	Josh Dooley
Adam England	George Wilson	Cody Wood	Chris Milby
Dale Gorely	Renee Blackaby	Joey Young	Daniel Bennett
John Harris	Richard DeWitt	Jr. Firefighter	Jason Harris
Allen Johnson	Wes Dillon	Levi Harmon	Paul Pinson

ACCREDITATION/ISO



ACCREDITATION



LEVEL I AND LEVEL II FIREFIGHTERS

22 Firefighters

HAZARDOUS MATERIALS OPERATIONS FIREFIGHTERS

22 Firefighters

INSTRUCTORS

17



ISO

Public Protection Classification

Current ISO Classification for Campbellsville is Class

3

What are we doing to improve our classification?

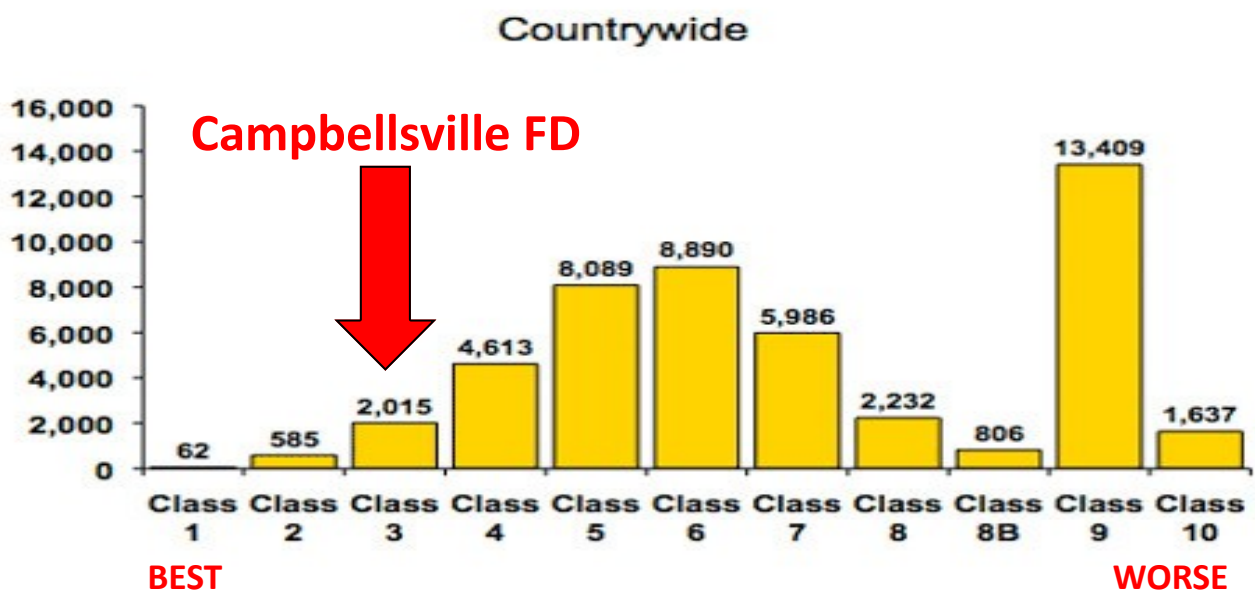
Improving Training

Improving Equipment

Improving Documentation

Improving Communications with Stakeholders

Improving Communications with Water Company and E911



STATION DETAILS





Fire/Rescue/Hazmat/EMS Support Services for CAMPBELLVILLE

EMS Support/Rescue/Hazmat Services for TAYLOR COUNTY

Technical Rescue Mutual Aid Services Statewide Via KYEM



CAMPBELLVILLE POPULATION-11,282
TAYLOR COUNTY POPULATION- 25,397



CAMPBELLVILLE 6.06 SQUARE MILES
TAYLOR COUNTY 277 SQUARE MILES
16,254,080 ACRES



150 Facilities That Require a Fire and Life Safety Inspection



8200 Acre Green River Lake
14 Miles of Green River



1148 TOTAL INCIDENTS
42 FIRE CONDITIONS



735 RESCUE AND EMERGENCY MEDICAL SERVICE INCIDENTS

PERSONNEL



10 FULL TIME FIREFIGHTERS
8 PART TIME FIREFIGHTERS
47 VOLUNTEER FIREFIGHTERS

**OF THOSE FIREFIGHTERS 43% ARE
MEDICALLY CERTIFIED**

1 EMERGENCY MEDICAL RESPONDER
22 EMERGENCY MEDICAL TECHNICIAN
5 PARAMEDICS



MAJOR ACCOMPLISHMENTS



AWARDS

FIREFIGHTER OF
THE YEAR



Robby Bryant

RESCUER OF THE
YEAR



Richard DeWitt

OFFICER OF THE
YEAR



Howard Dobson

AWARDS

Jamia Skaggs Award



Jennifer Johnson

Sharon Dobson Award



Amanda Mackin

Certificate of Appreciation



Toys for Kids Helpers

GRANT FUNDING FOR 2018

GRANTS RECEIVED
\$54,962.00



Firehouse Subs Public Safety Foundation \$17,263.00

Kentucky Fire Commission Thermal Imaging Grant \$3,200.00

Dart Drone Training Grant \$2000.00

Walmart Foundation Toys for Kids \$2500.00

Kentucky Emergency Management \$8099.00

Kentucky League of Cities Liability Grant \$3000.00

Kentucky Homeland Security Grant \$18,900.00

SINCE 2011 OVER \$230,000.00 IN GRANT FUNDING

ACHIEVEMENTS

RECRUIT CLASS



New volunteers firefighters complete accelerated recruit class

RESCUE 1



We replaced our 1993 model heavy rescue truck with a 2006 Walk-in heavy res-

NEW VOLUNTEERS



Donnie Byrd

Chris Milby

Tyler Ronna

Daniel Bennett

Paul Pinson

Jason Harris

Frank Skimmerhorn

Josh Dooley

EQUIPMENT



All terrain off road liter

Flir Cameras

Handheld GPS

Shoring Attachments

Handheld GPS Trackers

Rope Gear Bags

25 Sets Turnout Gear

Fire Supply Line

Backup Cameras

Fire Hose

ACHIEVEMENTS

NEW INSTRUCTORS



Cody Wood
Blake Schroerlucke

150 HOUR CERTS



Anthony Beard

WHAS CRUSADE



\$28,474.00 Raised for 2018
WHAS Crusade for Children

FAA COA APPROVAL



Federal Aviation Administration approved
Certificate of Authorization for in-house flight
training plan and night flights.

ACHIEVEMENTS

TSAR 1



2018 32' Enclosed Trailer
Primary SCUBA/Technical Rescue

TSAR 2



2010 24' Enclosed Trailer
Primary Collapse Rescue-REORGINIZED

TSAR 3



2018 16' Utility Trailer
Primary Collapse Rescue

FP-1



2010 16' Enclosed Trailer
Primary Public Relations-REORGINIZED

TRAINING AND INCIDENT DATA



INCIDENT AND TRAINING DATA

2018 QUICK SUMMARY

Total Calls For Service- 1148

Fire Conditions- 42

EMS Assist Calls- 273

Auto Accidents- 172

Campbellsville City Limit Calls-590

EMS Headquarters Not Covered-241

Taylor County Calls-235

Campbellsville University- 62

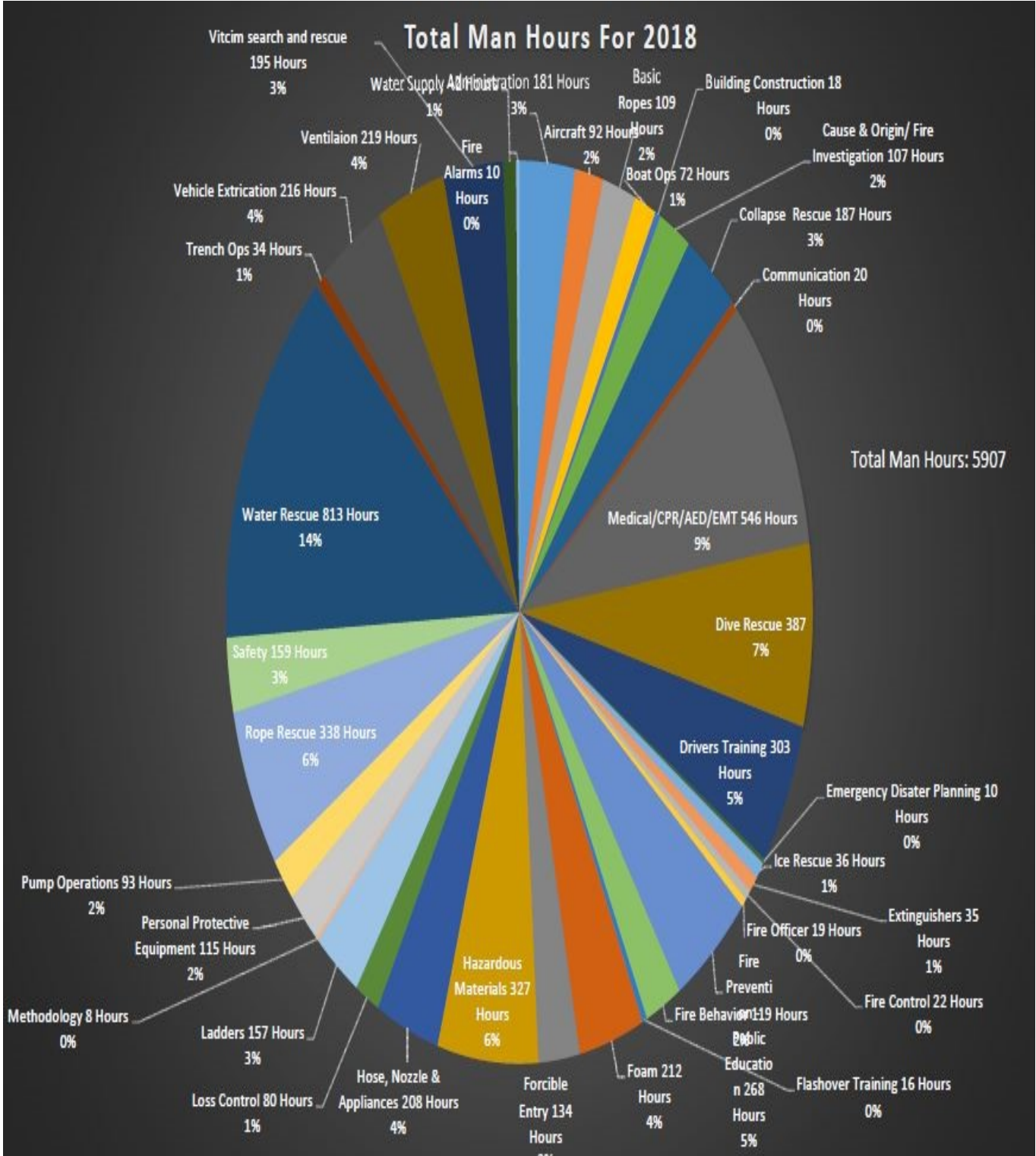
Mutual Aid Given-9

Training Man Hours-5907



TRAINING DATA

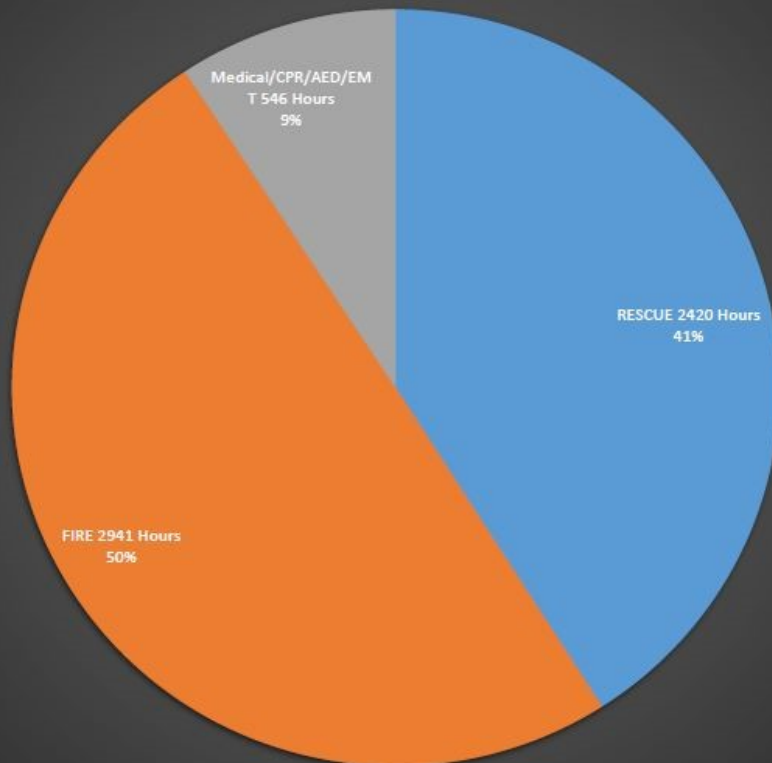
TOTAL TRAINING HOURS AND TOPICS



TRAINING DATA

FIRE VS RESCUE VS EMS

Total Man Hours For 2018



OCCUPANCY INSPECTION DATA

INSPECTIONS AND PREPLANNING PREFORMED

Campbellsville Fire-Rescue

Campbellsville, KY

This report was generated on 12/31/2018 10:00:11 AM



Occupancies Inspected for Date Range

Start Date: 01/01/2018 | End Date: 12/31/2018

OCCUPANCY	ID	ADDRESS	ZONE	LAST INSPECTION
A & B&E™s Diner		434 W Main ST	Downtown	05/02/2018
Active Day		1500 E Broadway		05/18/2018
All star #4	All star #4	505 E Broadway		11/08/2018
Autosmart		1721 E Broadway	Quadrant B	02/09/2018
Best Donut		1401 E Broadway		02/12/2018
Best western		1400 E Broadway		05/18/2018
Bluegrass Way	Bluegrass Way	100 Garden WAY	North East	02/18/2018
Broadway liquor		1650 E Broadway WAY		02/14/2018
Buchanon, Robinson & Purcell		710 E Broadway	Quadrant C	08/16/2018
Campbellsville Elementary	Campbellsville Elem	315 Roberts RD	Quadrant C	11/16/2018
Campbellsville High School	Campbellsville High	W Main ST		11/17/2018
Campbellsville Middle School	Campbellsville Middle	W Main ST		11/17/2018
Community Trust Bank		E Broadway RD	Quadrant C	06/05/2018
Creekside		1837 New Lebanon RD	Quadrant B	02/15/2018
Deskins Motors		1200 E broadway RD	Quadrant C	09/27/2018
Discount auto	Discount auto	200 Lebanon AVE	Quadrant C	08/22/2018
Dollar general # 7366		1325 East Broadway	Quadrant B	08/11/2018
Dominoes Pizza		E Broadway		11/14/2018
Dr Randy Smoot DMD		108 Medical Park DR	Quadrant B	02/27/2018
Dr. Ray Roberts		108 Lebanon AVE		08/31/2018
Exclusive Eyebrows		1712 E Broadway	Quadrant C	12/11/2018
Family Eye Care		68 Wellness LN	Quadrant B	02/27/2018
Firestone	Firestone	100 Lebanon AVE	Quadrant C	08/31/2018
Fishers Auto Parts	Fishers Auto	1192 Greensburg RD	Quadrant A	10/30/2018
Five Star		E Broadway WAY		02/06/2018
Food Mart		202 S Columbia AVE	Quadrant C	12/20/2018
Forcht Bank		1405 E Broadway	Quadrant B	02/12/2018
Fowler Durham CPA		1002 E Broadway #A	Quadrant C	08/13/2018
Fresenius Kidney Care		107 Medical Park DR		04/13/2018
Green River Ministries		55 Clem Haskins BLVD		09/24/2018
J an J auto		1206 E broadway RD	Quadrant C	09/27/2018
Ken keltner State Farm Insurance		1002 E broadway	Quadrant C	08/13/2018
Kentucky 1 cardiology		95 Kings wood DR	Quadrant B	01/23/2018
Kentucky Christian Academy	KCA	Old Columbia RD		11/16/2018

Included occupancies are those that have a LOCKED inspection on record for the date range provided.

OCCUPANCY INSPECTION DATA

Lees	Lees Famous recipe chicken	501 E Broadway WAY	Quadrant C	08/22/2018
Magnolia Alley	Magnolia Alley	411 East main ST	Quadrant C	08/31/2018
McDonald's		605 E Broadway	Quadrant B	03/26/2018
Murakami Mfg	Murakami Mfg	575 Water tower BYP	Quadrant C	06/18/2018
O'Reillys Auto Parts		712 E Broadway	Quadrant C	10/03/2018
Orthodyne	Orthodyne	190 W First ST	Downtown	12/20/2018
Pizza Hut		730 E broadway	Quadrant C	08/07/2018
Premier integrity solutions		112 Roberts road BYP #3	Quadrant C	06/29/2018
Saver group inc		95 London DR		02/06/2018
Scott Gross		722 E Broadway		08/13/2018
Sherwin-Williams		1302 E Broadway ST	Quadrant C	08/22/2018
Slight edge salon and spa		Roberts RD #5	Quadrant C	05/30/2018
Southern States		1720 E Broadway	Quadrant C	03/13/2018
Subway	Subway	1604 E Broadway	North East	04/03/2018
Super 8		100 Albion WAY	Quadrant B	08/11/2018
T Mart #2		1210 E broadway	Quadrant C	11/08/2018
Taco Bell		800 E broadway	Quadrant C	10/03/2018
Taylor co bank		Lebanon AVE		05/30/2018
Taylor County Bank		1302 1/2 E Broadway		03/07/2018
Taylor County Family Practice		407 E First ST		11/14/2018
Taylor Regional Hospital		1700 Old Lebanon AVE		03/14/2018
The Animal Hospital		E Broadway		08/16/2018
Wendys		612 E Broadway	Quadrant C	10/03/2018
Windstream		1715 E Broadway	Quadrant B	02/09/2018
Wise Dentistry For Kids	Wise Dentistry For Kids	105 Medical Park DR	Quadrant B	03/23/2018

of Occupancies Inspected: 59

% Occupancies Inspected: 25.43

Included occupancies are those that have a LOCKED inspection on record for the date range provided.

OCCUPANCY INSPECTION DATA

OCCUPANCY TYPE PER VIOLATIONS

Campbellsville Fire-Rescue

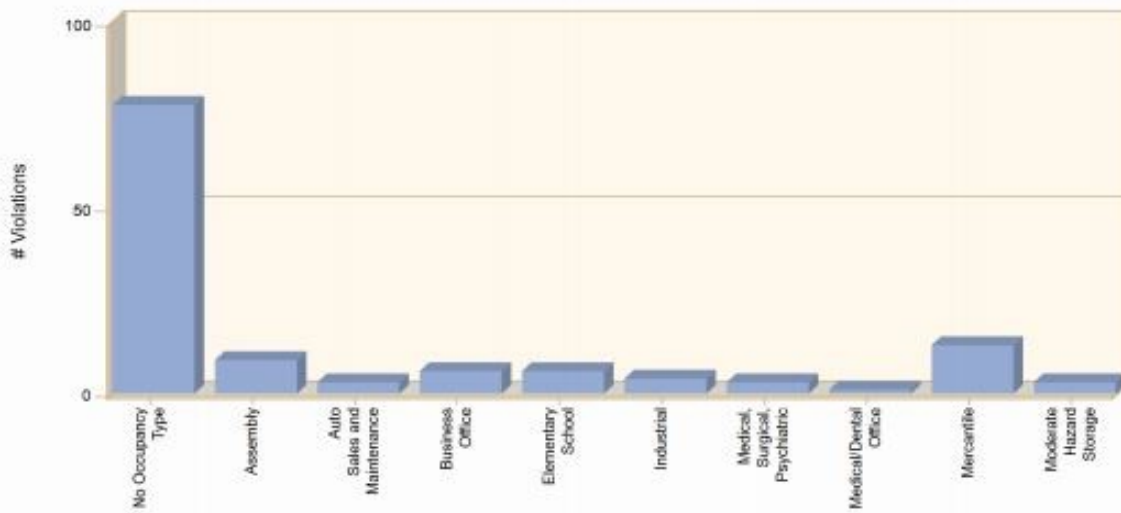
Campbellsville, KY

This report was generated on 12/31/2018 10:04:14 AM



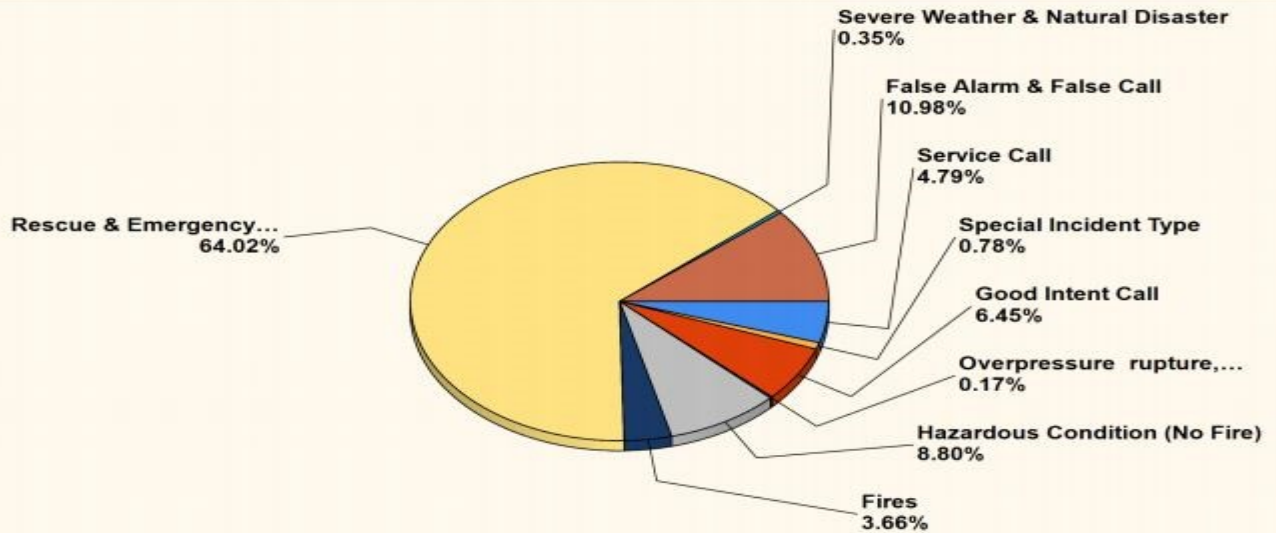
Count of Violations per Occupancy Type for Inspection Date Range

MultiObservationValue: All Observation Values | Start Date: 01/01/2018 | End Date: 12/31/2018



OCCUPANCY TYPE	# VIOLATIONS
No Occupancy Type	78
Assembly	9
Auto Sales and Maintenance	3
Business Office	6
Elementary School	6
Industrial	4
Medical, Surgical, Psychiatric	3
Medical/Dental Office	1
Mercantile	13
Moderate Hazard Storage	3
Total of Violations:	126

INCIDENT DATA



MAJOR INCIDENT TYPE	# INCIDENTS	% of TOTAL
Fires	42	3.66%
Overpressure rupture, explosion, or fire	2	0.17%
Rescue & Emergency Medical Service	735	64.02%
Hazardous Condition (No Fire)	101	8.80%
Service Call	55	4.79%
Good Intent Call	74	6.45%
False Alarm & False Call	126	10.98%
Severe Weather & Natural Disaster	4	0.35%
Special Incident Type	9	0.78%
TOTAL	1148	100.00%



INCIDENT DATA

Detailed Breakdown by Incident Type		
INCIDENT TYPE	# INCIDENTS	% of TOTAL
100 - Fire, other	6	0.52%
111 - Building fire	10	0.87%
112 - Fires in structure other than in a building	1	0.09%
113 - Cooking fire, confined to container	5	0.44%
116 - Fuel burner/boiler malfunction, fire confined	1	0.09%
118 - Trash or rubbish fire, contained	5	0.44%
130 - Mobile property (vehicle) fire, other	2	0.17%
131 - Passenger vehicle fire	4	0.35%
140 - Natural vegetation fire, other	1	0.09%
142 - Brush or brush-and-grass mixture fire	2	0.17%
143 - Grass fire	3	0.26%
160 - Special outside fire, other	1	0.09%
162 - Outside equipment fire	1	0.09%
240 - Explosion (no fire), other	1	0.09%
251 - Excessive heat, scorch burns with no ignition	1	0.09%
300 - Rescue, EMS incident, other	9	0.78%
311 - Medical assist, assist EMS crew	254	22.13%
320 - Emergency medical service, other	5	0.44%
321 - EMS call, excluding vehicle accident with injury	5	0.44%
322 - Motor vehicle accident with injuries	134	11.67%
323 - Motor vehicle/pedestrian accident (MV Ped)	2	0.17%
324 - Motor vehicle accident with no injuries.	36	3.14%
331 - Lock-in (if lock out , use 511)	17	1.48%
340 - Search for lost person, other	1	0.09%
341 - Search for person on land	9	0.78%
342 - Search for person in water	7	0.61%
350 - Extrication, rescue, other	3	0.26%
352 - Extrication of victim(s) from vehicle	6	0.52%
353 - Removal of victim(s) from stalled elevator	2	0.17%
354 - Trench/below-grade rescue	1	0.09%
356 - High-angle rescue	1	0.09%
360 - Water & ice-related rescue, other	1	0.09%
363 - Swift water rescue	1	0.09%
381 - Rescue or EMS standby	241	20.99%
400 - Hazardous condition, other	2	0.17%
411 - Gasoline or other flammable liquid spill	2	0.17%
412 - Gas leak (natural gas or LPG)	59	5.14%
413 - Oil or other combustible liquid spill	2	0.17%
422 - Chemical spill or leak	1	0.09%
424 - Carbon monoxide incident	4	0.35%
440 - Electrical wiring/equipment problem, other	1	0.09%
441 - Heat from short circuit (wiring), defective/worn	1	0.09%
442 - Overheated motor	1	0.09%
444 - Power line down	12	1.05%
445 - Arcing, shorted electrical equipment	4	0.35%
460 - Accident, potential accident, other	3	0.26%
462 - Aircraft standby	4	0.35%
463 - Vehicle accident, general cleanup	5	0.44%
500 - Service Call, other	2	0.17%
510 - Person in distress, other	3	0.26%
511 - Lock-out	22	1.92%
542 - Animal rescue	4	0.35%
551 - Assist police or other governmental agency	15	1.31%
553 - Public service	4	0.35%
571 - Cover assignment, standby, moveup	5	0.44%

INCIDENT DATA

Detailed Breakdown by Incident Type

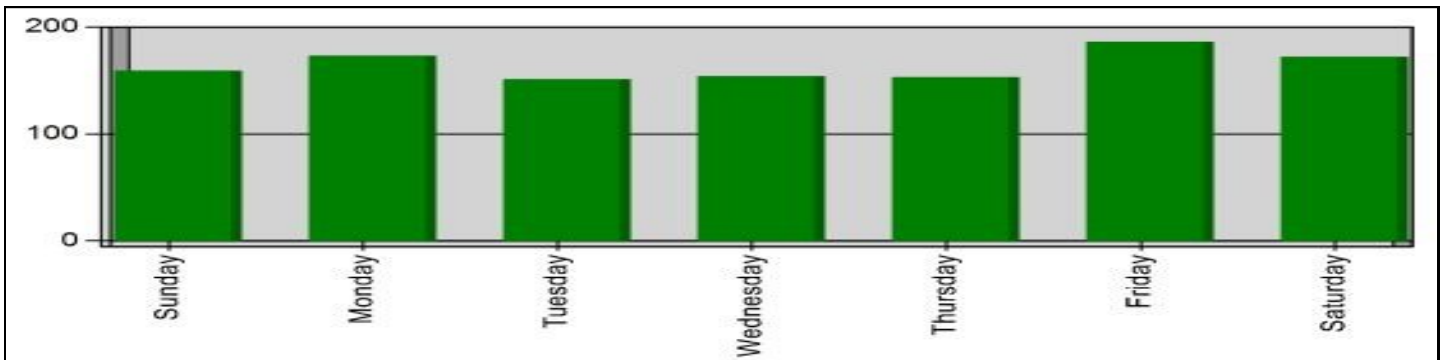
INCIDENT TYPE	# INCIDENTS	% of TOTAL
600 - Good intent call, other	11	0.96%
611 - Dispatched & cancelled en route	51	4.44%
650 - Steam, other gas mistaken for smoke, other	1	0.09%
651 - Smoke scare, odor of smoke	9	0.78%
652 - Steam, vapor, fog or dust thought to be smoke	1	0.09%
671 - HazMat release investigation w/no HazMat	1	0.09%
700 - False alarm or false call, other	50	4.36%
710 - Malicious, mischievous false call, other	1	0.09%
715 - Local alarm system, malicious false alarm	2	0.17%
730 - System malfunction, other	3	0.26%
731 - Sprinkler activation due to malfunction	3	0.26%
733 - Smoke detector activation due to malfunction	7	0.61%
735 - Alarm system sounded due to malfunction	5	0.44%
736 - CO detector activation due to malfunction	2	0.17%
740 - Unintentional transmission of alarm, other	1	0.09%
741 - Sprinkler activation, no fire - unintentional	1	0.09%
743 - Smoke detector activation, no fire - unintentional	30	2.61%
744 - Detector activation, no fire - unintentional	11	0.96%
745 - Alarm system activation, no fire - unintentional	10	0.87%
800 - Severe weather or natural disaster, other	4	0.35%
900 - Special type of incident, other	7	0.61%
911 - Citizen complaint	2	0.17%
TOTAL INCIDENTS:	1148	100.00%



INCIDENT DATA FACTS

RESPONSE MODE	INCIDENT COUNT	AVERAGE RESPONSE TIME (Dispatch to Arrived)
AGENCY: Campbellsville Fire-Rescue		
Lights and Sirens	934	0:05:18

RESPONSE MODE	INCIDENT COUNT	AVERAGE RESPONSE TIME (Dispatch to Arrived)
AGENCY: Campbellsville Fire-Rescue		
No Lights or Sirens	250	0:06:55



DAY OF THE WEEK	# INCIDENTS
Sunday	159
Monday	173
Tuesday	151
Wednesday	154
Thursday	153
Friday	186
Saturday	172
TOTAL	1148

-290 Gallons of Absorbent Used on Automobile Accidents Fluid Leaks. That is 2,417.60 pounds of absorbent.

-Average on Scene time is 34:06

-333 or (29.31%) Overlapping Calls (at shift change 0800EST)

-2 Aid Received

-1700-1759 Busiest hours

-0500-0559 Slowest hours

-1691.33 Hours spent on incidents



INCIDENT DATA

APPARATUS HOURS FOR INCIDENTS

Campbellsville Fire-Rescue

Campbellsville, KY

This report was generated on 12/31/2018 12:28:32 PM



Apparatus Hours for Incidents for Apparatus for Date Range (Not Payroll Related)

Start Date: 01/01/2018 | End Date: 12/31/2018

APPARATUS	TIME SPENT ON INCIDENTS (Hours:Minutes Dispatched to Cleared Scene)
Chief - Chief SUV	143:46
Dive - Public Relation	10:36
E1 - Engine 1	282:05
E2 - Engine 2	14:08
E3 - Engine 3	1:48
HM1 - HazMat Support	3:06
IRB 1 - Rescue Boat	9:48
IRB 2 -	15:18
M1 - Marine 1	16:34
M2 - Marine 2	5:30
MOCC - Mobile Command	9:48
PV - Private Vehicle	6:17
R1 - Rescue 1	159:59
R10 - Polaris Ranger	13:16
S1 - Squad 1	162:20
S2 - Chevy Express V	16:02
S3 - Flat Bed	5:20
S4 - Squad 4	14:43
T1 - Truck 1	24:13
TSAR1 - TSAR1	9:02



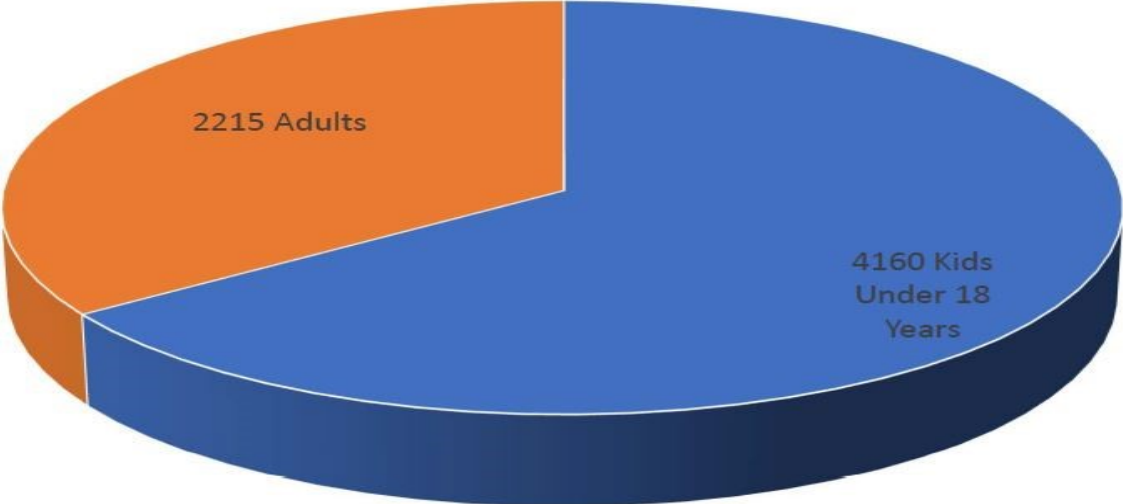
FIRE PREVENTION PUBLIC RELATIONS



FIRE PREVENTION/PUBLIC OUTREACH

Fire/Life Safety & Public Education Year 2018

Total number of people 6375




**PUBLIC RELATIONS
AGENCIES REACHED**

**Campbellsville School System
Taylor County School System
Campbellsville Christian Church
Campbellsville Baptist Church
Kentucky Christian Academy
Old Home Place Daycare
Kids Spot
Campbellsville University
Campbellsville University Job Fair
Taylor County Bank Charity Harvest
Green River Lake Kids Day
American Red Cross Open House**



SPECIAL OPERATIONS



SPECIAL OPERATIONS MAJOR EVENTS STAFFED



Supporting the National Guard 20th Special Forces Group during Waterborne Jump Operations at Green River Lake.



Supporting Campbellsville Taylor County Trail Town 1st Annual Central Kentucky Adventure Weekend.

**SPECIAL OPERATIONS
TECHNICIAN CERTIFICATION
ACHIEVEMENT**

New Swiftwater Rescue Technician

Renee Blackaby

Joey Young

Jordan Sanders

Frank Skimmerhorn

New Rope Rescue Technician

Daron Vaughn

Renee Blackaby

Joey Young

Jordan Sanders

Frank Skimmerhorn

New Basic Search and Rescue Operator

Daron Vaughn

New Collapse Rescue Operations Operators

Entire Team

SPECIAL OPERATIONS

2018 Collapse Rescue Operations

(Never Performed in South Central Kentucky)



SPECIAL OPERATIONS

2018 Swiftwater Rescue School



SPECIAL OPERATIONS

2018 Rope Rescue School




SPECIAL OPERATIONS PUBLIC SAFETY DIVE TRAINING



SPECIAL OPERATIONS TRAINING

TRAINING PARTNERS

SWIFTWATER, ROPE RESCUE, HAZARDOUS MATERIALS, EMERGENCY
MEDICAL TRAINING, AND LIVE FIRE TRAINING



**THANK YOU
FOR
ALLOWING US TO SERVE**



<http://campbellsville.us/fire-rescue>

FOLLOW US ON

facebook

<https://www.facebook.com/CampbellsvilleTaylorCountyFireDepartment>

<https://www.facebook.com/CFDSOD343/notifications>