



CAMPBELLVILLE FIRE-RESCUE 2017 YEAR IN REVIEW

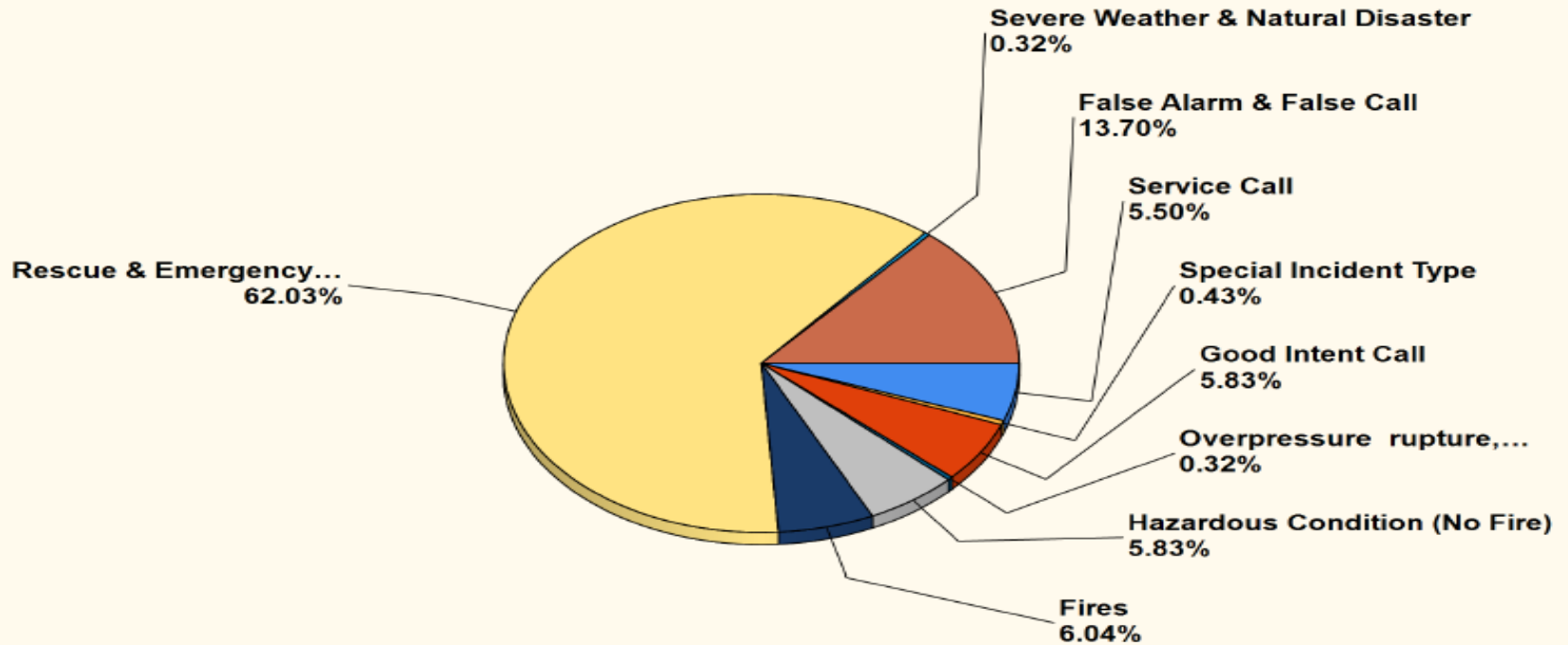


2017 RUN STATISTICS

INCIDENT COUNT		
INCIDENT TYPE	# INCIDENTS	
EMS	575	
FIRE	352	
TOTAL	927	
CO CHECKS		
424 - Carbon monoxide incident	10	
746 - Carbon monoxide detector activation, no CO	2	
TOTAL	12	
OVERLAPPING CALLS		
# OVERLAPPING	% OVERLAPPING	
231	24.92	
LIGHTS AND SIREN - AVERAGE RESPONSE TIME (Dispatch to Arrival)		
Station	EMS	FIRE
CFR HQ	0:06:56	0:04:44
AVERAGE FOR ALL CALLS		0:05:56
LIGHTS AND SIREN - AVERAGE TURNOUT TIME (Dispatch to Enroute)		
Station	EMS	FIRE
CFR HQ	0:01:16	0:01:10
AVERAGE FOR ALL CALLS		0:01:14
AGENCY	AVERAGE TIME ON SCENE (MM:SS)	
Campbellsville Fire-Rescue	33:57	

749 Runs In Year 2016

2017 RUN STATISTICS



MAJOR INCIDENT TYPE	# INCIDENTS	% of TOTAL
Fires	56	6.04%
Overpressure rupture, explosion, overheating - no fire	3	0.32%
Rescue & Emergency Medical Service	575	62.03%
Hazardous Condition (No Fire)	54	5.83%
Service Call	51	5.50%
Good Intent Call	54	5.83%
False Alarm & False Call	127	13.70%
Severe Weather & Natural Disaster	3	0.32%
Special Incident Type	4	0.43%
TOTAL	927	100.00%

2017 RUN STASTISTICS

Detailed Breakdown by Incident Type

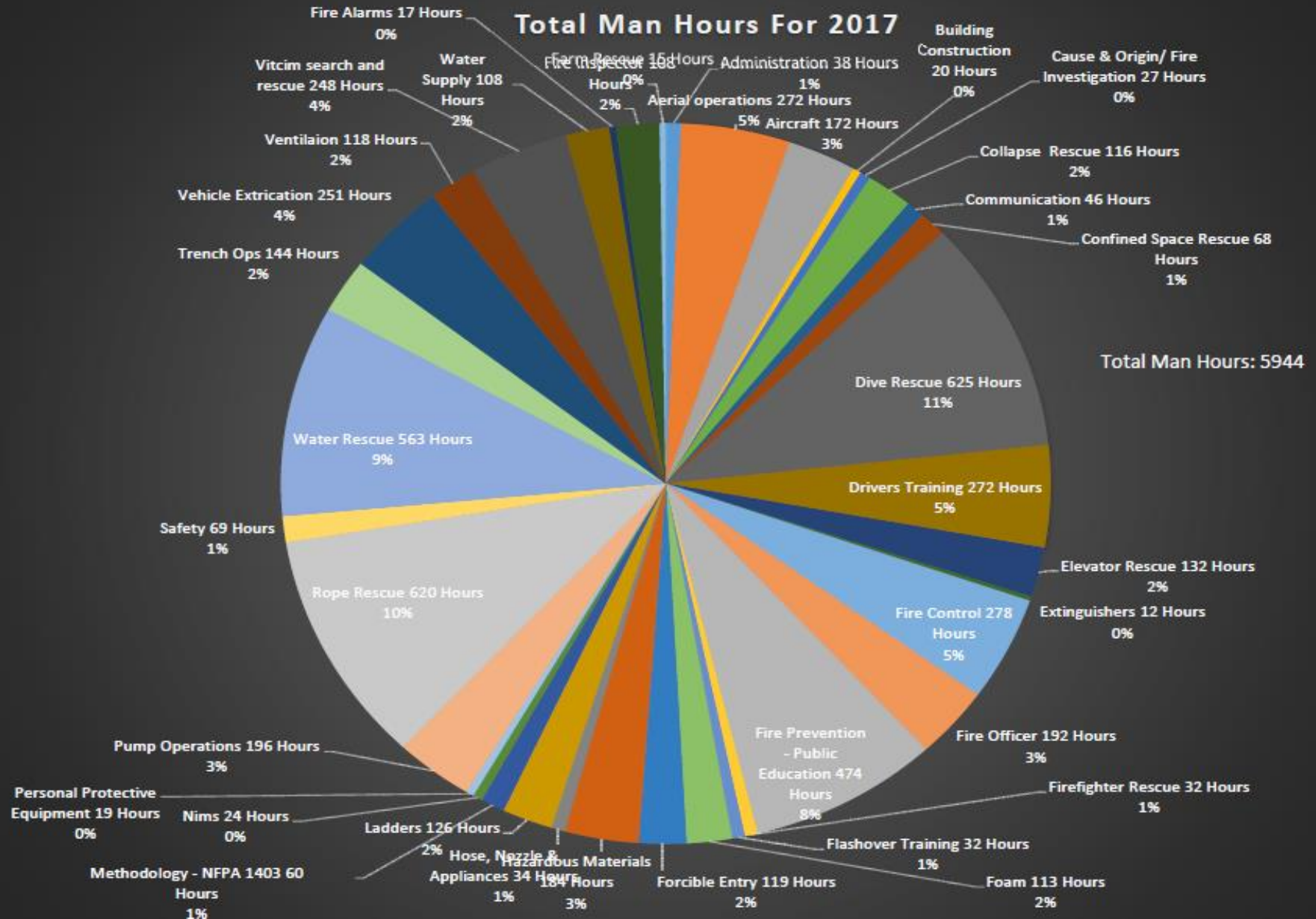
INCIDENT TYPE	# INCIDENTS	% of TOTAL
100 - Fire, other	4	0.43%
111 - Building fire	15	1.62%
113 - Cooking fire, confined to container	5	0.54%
118 - Trash or rubbish fire, contained	6	0.65%
130 - Mobile property (vehicle) fire, other	2	0.22%
131 - Passenger vehicle fire	8	0.88%
138 - Off-road vehicle or heavy equipment fire	1	0.11%
140 - Natural vegetation fire, other	2	0.22%
141 - Forest, woods or wildland fire	3	0.32%
142 - Brush or brush-and-grass mixture fire	3	0.32%
143 - Grass fire	1	0.11%
150 - Outside rubbish fire, other	3	0.32%
151 - Outside rubbish, trash or waste fire	2	0.22%
160 - Special outside fire, other	1	0.11%
200 - Overpressure rupture, explosion, overhear other	1	0.11%
220 - Overpressure rupture from air or gas, other	2	0.22%
300 - Rescue, EMS incident, other	14	1.51%
311 - Medical assist, assist EMS crew	212	22.87%
320 - Emergency medical service, other	14	1.51%
321 - EMS call, excluding vehicle accident with injury	3	0.32%
322 - Motor vehicle accident with injuries	119	12.84%
323 - Motor vehicle/pedestrian accident (MV Ped)	6	0.65%
324 - Motor vehicle accident with no injuries.	31	3.34%
331 - Lock-in (if look out, use 511)	21	2.27%
340 - Search for lost person, other	1	0.11%
341 - Search for person on land	3	0.32%
342 - Search for person in water	8	0.88%
350 - Extrication, rescue, other	3	0.32%
352 - Extrication of victim(s) from vehicle	1	0.11%
356 - High-angle rescue	1	0.11%
360 - Water & ice-related rescue, other	1	0.11%
361 - Swimming/recreational water areas rescue	1	0.11%
363 - Swift water rescue	3	0.32%
365 - Watercraft rescue	1	0.11%
381 - Rescue or EMS standby	132	14.24%
411 - Gasoline or other flammable liquid spill	3	0.32%
412 - Gas leak (natural gas or LPG)	14	1.51%
413 - Oil or other combustible liquid spill	3	0.32%
420 - Toxic condition, other	1	0.11%
424 - Carbon monoxide incident	10	1.08%
440 - Electrical wiring/equipment problem, other	1	0.11%
441 - Heat from short circuit (wiring), defective/worn	3	0.32%
444 - Power line down	8	0.88%
480 - Accident, potential accident, other	3	0.32%
482 - Aircraft standby	3	0.32%
483 - Vehicle accident, general cleanup	5	0.54%
510 - Person in distress, other	1	0.11%
511 - Lock-out	17	1.83%
521 - Water evacuation	1	0.11%
531 - Smoke or odor removal	7	0.76%
550 - Public service assistance, other	2	0.22%
551 - Assist police or other governmental agency	9	0.97%
552 - Police matter	1	0.11%
553 - Public service	1	0.11%
571 - Cover assignment, standby, moveup	12	1.29%

Detailed Breakdown by Incident Type

INCIDENT TYPE	# INCIDENTS	% of TOTAL
600 - Good intent call, other	3	0.32%
611 - Dispatched & cancelled en route	35	3.78%
621 - Wrong location	1	0.11%
651 - Smoke scare, odor of smoke	14	1.51%
652 - Steam, vapor, fog or dust thought to be smoke	1	0.11%
700 - False alarm or false call, other	54	5.83%
710 - Malicious, mischievous false call, other	3	0.32%
715 - Local alarm system, malicious false alarm	1	0.11%
730 - System malfunction, other	4	0.43%
731 - Sprinkler activation due to malfunction	2	0.22%
733 - Smoke detector activation due to malfunction	8	0.88%
735 - Alarm system sounded due to malfunction	3	0.32%
740 - Unintentional transmission of alarm, other	1	0.11%
741 - Sprinkler activation, no fire - unintentional	2	0.22%
743 - Smoke detector activation, no fire - unintentional	23	2.48%
744 - Detector activation, no fire - unintentional	7	0.76%
745 - Alarm system activation, no fire - unintentional	17	1.83%
746 - Carbon monoxide detector activation, no CO	2	0.22%
800 - Severe weather or natural disaster, other	1	0.11%
812 - Flood assessment	1	0.11%
813 - Wind storm, tornado/hurricane assessment	1	0.11%
900 - Special type of incident, other	4	0.43%
TOTAL INCIDENTS:	927	100.00%

2017 TRAINING REPORT TOTAL

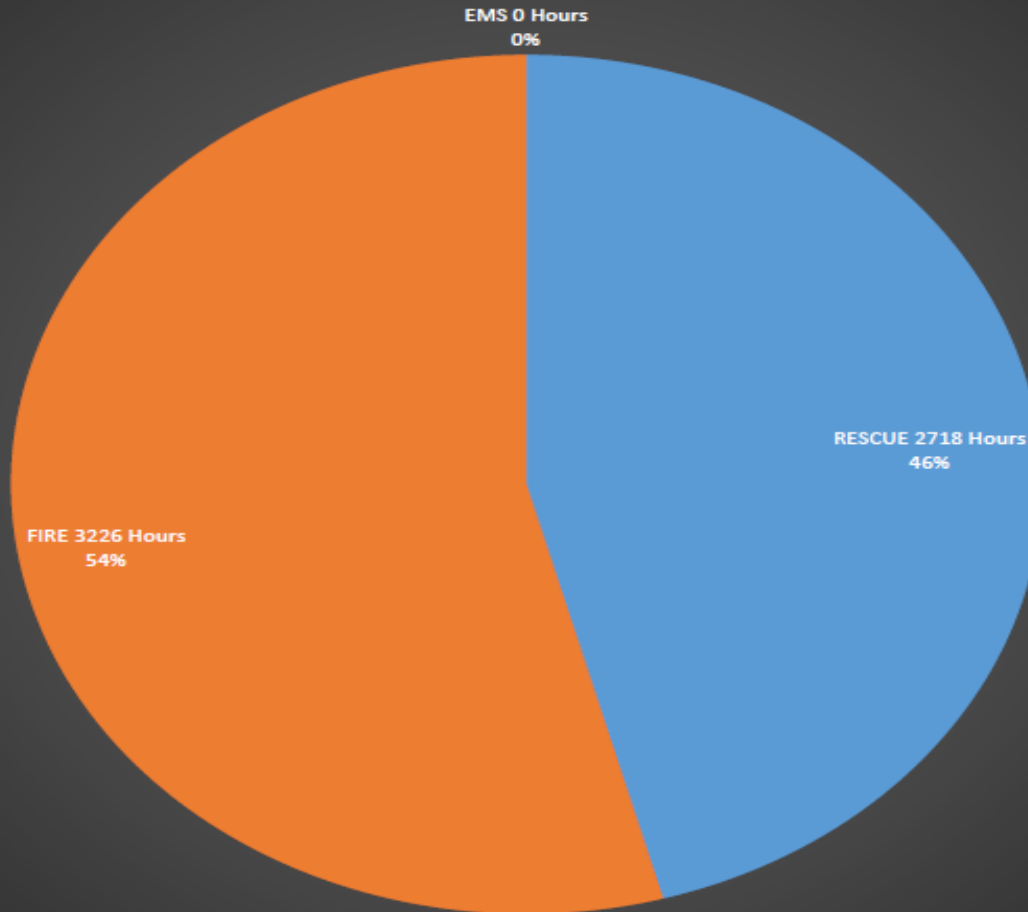
Total Man Hours For 2017



2017 TRAINING REPORT

FIRE VS RESCUE HOURS

Total Man Hours For 2017

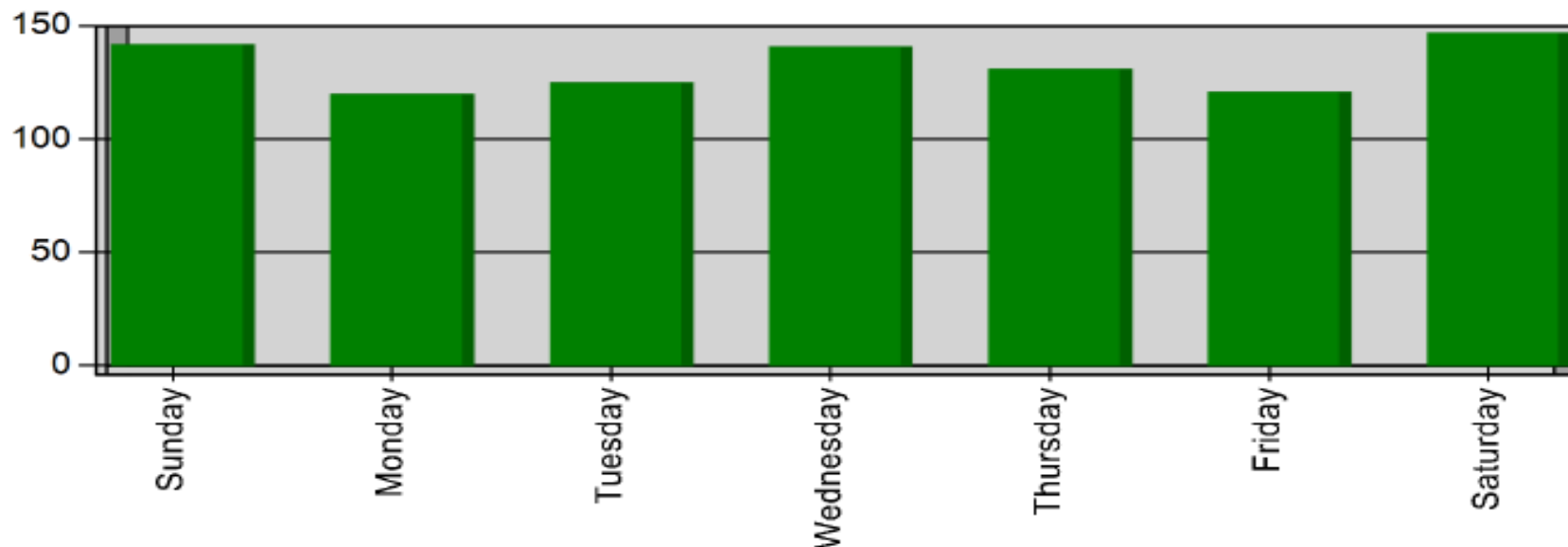


Total Man Hours: 5944

2017 DAY OF WEEK RUN VOLUME

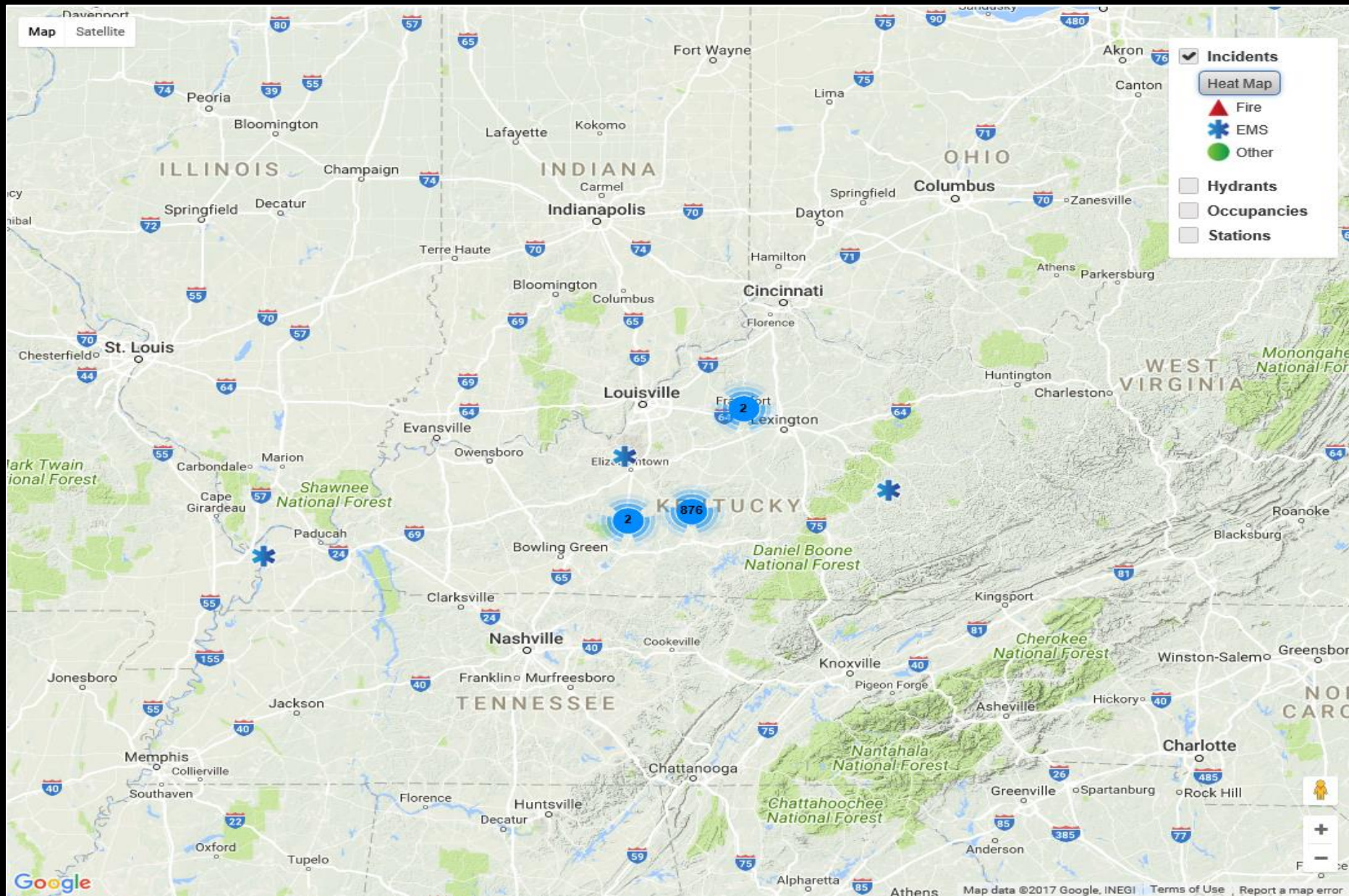
Incidents by Day of the Week for Date Range

Start Incident Type: 100 | End Incident Type: 911 | Start Date: 01/01/2017 | End Date: 12/31/2017

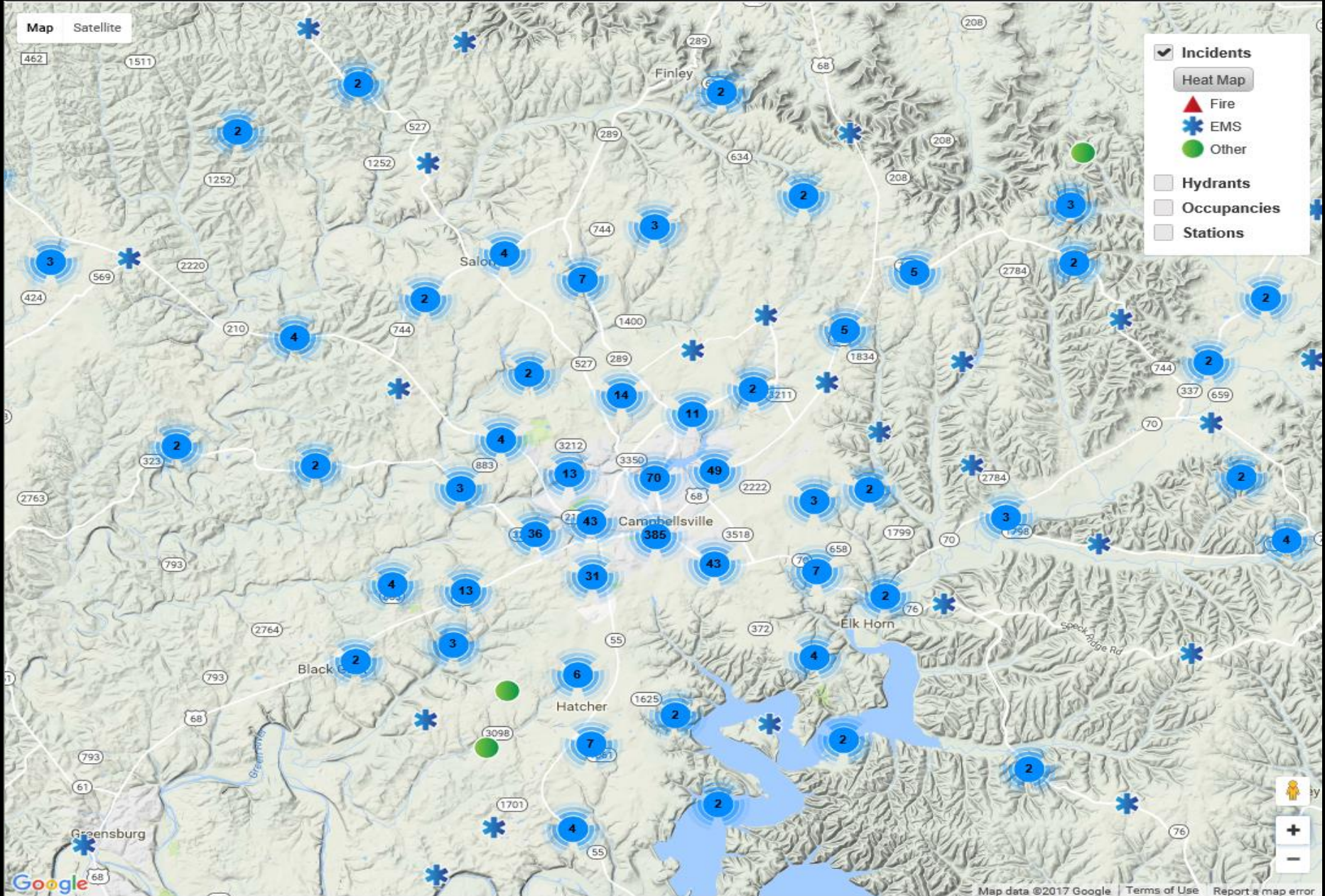


DAY OF THE WEEK	# INCIDENTS
Sunday	142
Monday	120
Tuesday	125
Wednesday	141
Thursday	131
Friday	121
Saturday	147
TOTAL	927

2017 STATE WIDE HEAT MAP



2017 LOCAL HEAT MAP



2017 ACHIEVEMENTS

- New Full Time Firefighters
 - Blake Schroerlucke
 - Matthew Porter
 - Matthew Taylor
- New Part Time Firefighters
 - Adam Dobson
 - Dale Sublett
 - Wes Dillon
 - Colby Hack

2017 ACHIEVEMENTS

- New Volunteer Firefighters
 - Joey Young
 - Daron Vaughn
 - Loyd Phillips
- Training Achievements
 - 150 Hour Level
 - Zach Lawson
 - 400 Hour Level
 - Cody Wood
 - Richard DeWitt
 - James Pendleton
 - Blake Schroerlucke
 - Alex Quinn
 - Ricky Lile
 - Matthew Porter

2017 ACHIEVEMENTS

- IFSAC Accreditations
 - Instructor
 - Daniel Cook
 - Firefighter I and II
 - Blake Schroerlucke
- Special Operations
 - Public Safety Divers Certification
 - Alex Johnson
 - Blake Schroerlucke
 - Cody Wood
 - Daniel Lovett
 - Daniel Cook
 - Eric Townsend
 - Jason Rainwater
 - Kenny Fair
 - Matthew Taylor
 - Richard DeWitt
 - Zach Lawson
 - Chris Taylor

2017 ACHIEVEMENTS

- Taylor County Fire Science Program
 - 5 students graduated in May 2017
 - -Zach Lawson obtained full time employment with City of Campbellsville 911 Center
 - -Will Cox still active volunteer with CTCFD
 - -TJ Lawson soldier with US Army Airborne Division
- Awarded Grants
 - Kentucky Emergency Management \$15,000 for Marine 1 Rescue Boat for Green River Lake
 - Kentucky Emergency Management \$3,000 for Side Scan Sonar for Marine 1
 - Kentucky Homeland Security Grant \$18,900 for Personal Protective Equipment

2017 ACHIEVEMENTS

– Fire Prevention Program

- Outreach to over 7000 children in fire prevention program

– Inspections

- 59 Occupancies Inspected and Preplanned

– New Programs

- Unmanned Aerial Vehicle Program
- Reorganized Public Safety Dive Program